

## Contents

<b>FOREWORD</b> .....	4
<b>CHAPTER 1</b> .....	10
INTRODUCTION AND POLICY IMPERATIVES.....	10
Introduction.....	10
KEY FET CURRICULUM INTERVENTIONS.....	11
KEY POLICY AND REGULATORY CHANGES IN 2018.....	12
<b>CHAPTER 2</b> .....	16
REQUIREMENTS FOR THE REQUIREMENTS FOR THE NATIONAL SENIOR CERTIFICATE .....	16
<b>CHAPTER 3</b> .....	22
PASS RATES .....	22
PROVINCIAL .....	22
PROVINCIAL as % .....	22
CLUSTER A: OVERALL PASS RATES .....	23
CLUSTER A as %.....	23
CLUSTER B: OVERALL PASS RATE .....	24
CLUSTER B as %.....	24
DISTRICT PASS RATE.....	25
DISTRICT POSTION 2016 – 2018.....	25
CENTRES OBTAINING <60% IN A DISTRICT.....	26
PASS RATE BY QUINTILE .....	27
PASS RATE PER CATEGORY .....	28
NUMBER OF CENTRES .....	28
NUMBER OF CENTRES AS % .....	28
NUMBER OF LEARNERS PER CATEGORY .....	29
NUMBER OF LEARNERS as % PER CATEGORY .....	29
SUBJECT, ANALYSIS FOR PROVINCE .....	30
SUBJECTS EXCLUDING HOME LANGUAGES .....	30
SUBJECT ANALYSIS: CLUSTER A.....	33
SUBJECTS EXCLUDING HOME LANGUAGES (CLUSTER A) .....	33
HOME LANGUAGES (CLUSTER A) .....	35
SUBJECTS EXCLUDING HOME LANGUAGES (CLUSTER B).....	36
HOME LANGUAGES.....	38
ALFRED NZO EAST.....	39
HOME LANGUAGES.....	40
ALFRED NZO WEST.....	41
HOME LANGUAGES.....	42

AMATHOLE EAST .....	43
HOME LANGUAGES.....	44
AMATHOLE WEST .....	45
HOME LANGUAGES.....	46
BUFFALO CITY .....	47
HOME LANGUAGES.....	49
CHRIS HANI EAST .....	50
HOME LANGUAGES.....	51
CHRIS HANI WEST .....	52
HOME LANGUAGES.....	54
JOE GQABI.....	55
HOME LANGUAGES.....	56
NELSON MANDELA.....	57
HOME LANGUAGES.....	59
O R TAMBO COASTAL .....	60
HOME LANGUAGES.....	61
O R TAMBO INLAND .....	62
HOME LANGUAGES.....	63
SARAH BAARTMAN .....	64
HOME LANGUAGES.....	65
Subject Analysis by Category.....	66
PROMOTION CLASSIFICATION .....	77
PROVINCIAL .....	77
PROVINCIAL as % .....	77
PROMOTION CLASSIFICATION (per Cluster).....	78
CLUSTER A .....	78
CLUSTER A as % .....	78
CLUSTER B .....	79
CLUSTER B as % .....	79
PROMOTION CLASSIFICATION (per District) .....	80
ALFRED NZO EAST.....	80
ALFRED NZO EAST as %.....	80
ALFRED NZO WEST .....	81
ALFRED NZO WEST as %.....	81
AMATHOLE EAST .....	82
AMATHOLE EAST as % .....	82
AMATHOLE WEST .....	83
AMATHOLE WEST as % .....	83

BUFFALO CITY .....	84
BUFFALO CITY as %.....	84
CHRIS HANI EAST .....	85
CHRIS HANI EAST as %.....	85
CHRIS HANI WEST .....	86
CHRIS HANI WEST as %.....	86
JOE GQABI.....	87
JOE GQABI as %.....	87
NELSON MANDELA.....	88
NELSON MANDELA as %.....	88
O R TAMBO COASTAL .....	89
O R TAMBO COASTAL as % .....	89
O R TAMBO INLAND .....	90
O R TAMBO INLAND as % .....	90
SARAH BAARTMAN .....	91
SARAH BAARTMAN as % .....	91
DISTINCTIONS .....	92
NUMBER OF DISTINCTIONS (PROVINCE).....	92
PERCENT DISTINCTIONS (PROVINCE).....	92
NUMBER OF DISTINCTIONS (CLUSTER A) .....	93
PERCENT DISTINCTIONS (CLUSTER A) .....	93
NUMBER OF DISTINCTIONS (CLUSTER B) .....	94
PERCENT DISTINCTIONS (CLUSTER B) .....	94
DISTINCTIONS BY DISTRICT .....	95
CENTRE PERFORMANCE .....	96
TOP 50 PERFORMING SCHOOLS.....	149
WORST 50 PERFORMING SCHOOLS .....	150
CENTERS OBTAIN <40 % RATE FOR 3 CONSECUTIVE YEARS.....	151
NUMBER OF CENTRES per CATEGORY .....	152

## FOREWORD



I am most grateful for the opportunity to provide a message in this book which contains much a catalogue of good and exciting news. The Eastern Cape National Senior Certificate (NSC) Class of 2018 has made us very proud. These Grade 12 learners took advantage of many opportunities afforded to them to achieve success. The following opportunities were provided to all learners in the province:

1. A book on Tips for Success in the NSC Examinations;
2. Textbooks and study guides;
3. Past examination papers;
4. Extra lessons on radio and telematics;
5. Extra lessons after school and during weekends and holidays.

I want to thank most sincerely our hard-working teachers and principals who provided support to the Grade 12 learners throughout the year. Their dedication and commitment is highly valued.

I also want to thank parents and communities for all they have done to support the learners in many different ways, as a result of these efforts, the pass rate of the Eastern Cape has improved for the third year in a row. The pass rate improved from 56.8% in 2015 to 59.3% in 2016 to 65% 2017. In 2018 the results rose to a provincial record of 70.6%. This huge improvement provides the foundation on which to build our programmes to reach our next target of 75% in the near future.

Not only did the pass rate improve but the pass rate for Bachelors study increased from 17,6% in 2015 to 18,9% in 2016, 22,7% in 2017 and to an encouraging 27.4% in 2018. This 4.7% increase from last year indicates that the quality of teaching and learning is improving in a sustainable way in the Eastern Cape. Another indicator of quality is the improved pass rates in high enrolment subjects. In particular, the number of learners and the pass rate for Mathematics and Physical Sciences has increased.

Subject	No passing in 2015	No passing in 2016	No passing in 2017	No passing in 2018	% pass in 2015	% pass in 2016	% pass in 2017	% pass in 2018
<b>Maths</b>	7,596	8,240	8,472	<b>16,576</b>	33.4	34.8	40.7	<b>45.5</b>
<b>Physical Sciences</b>	6,903	7,828	8,301	<b>16,582</b>	43.4	48.1	57.5	<b>66.5</b>

I am very pleased that each of our 12 new districts was able to support our learners. We must remember that the new re-aligned districts were only established in April 2017. Despite this, all the officials in the districts worked tirelessly to ensure that the grade 12 learners achieved success in the NSC 2018, two districts achieved over 70% and another four achieved over 65%. Only two districts achieved under 60%. The Province has increased the number of districts that performed above 60%. Out of the 12 districts only one district (Amathole West) performed below 60%.

We also saw an increase in the number of schools with 60% and above from 523 in 2017 to 611 in 2018. The schools reaching a proverbial 100% increased from 34 in 2017 to 43 in 2018. The Province has no school that obtained zero percent pass rate. The province has also reduced the number of schools that performed below 10% from 8 in 2017 to 4 in 2018. Our effort is to completely eradicate such under-performance by 2020.

I wish to send my special gratitude to the entire examination family who worked tirelessly to ensure that the administration of examinations in the province is credible and incident free. It is because of the work of these many gallant men and women who work in examinations in this province. I felt very proud when Umalusi approved the NSC Grade 12 examinations of 2018, declaring them credible.

The chairperson of Umalusi Council endorsed the 2018 NSC Grade 12 by ambiguously indicating that, as Umalusi they were pleased to report that based on the evidence presented to Umalusi by the Department of Basic Education, the 2018 National Senior Certificate examinations were largely incident-free with a few minor disruptions experienced in some parts of the country. This attests to the success of the rigid measures put in place by DBE to ensure fool-proof and incident-free examinations. Umalusi further commended the Department of Basic Education and Provincial Departments of Education for working tirelessly to achieve this goal. While irregularities occur in all examinations/assessments, the South African public can rest assured that the examination system in South Africa has mechanisms to manage irregularities, to avoid lapses in the credibility of examinations.

The gains that we have made as Eastern Cape Province are highly appreciated and commendable. They can be attributed to the formidable leadership provided by the HOD, the SLMC and Top management of the Department. I wish to also thank the entire education family from classroom level to head office, as well as all the stakeholders, such as unions, parent formations and the business sector who made it their responsibility to 'walk the talk' and practically make education a societal matter.

The next few months will be very busy ones for all of us trying to sustain the upward trajectory we have started from 2016 through our *Education Transformation Plan*. As we work to strengthen the gains and pushing for more positive results, all eyes shall be on us. We are not trying to impress the world but all we do is to create strong foundational systems for the bright future of the thousands of Eastern Cape learners. The words of the first president of democratic South Africa Mr Nelson Mandela that, "Education is the most powerful weapon which you can use to change the world" will always remain the heartbeat of the service we offer as the Department of Education.

I have asked the ECDOE officials to ensure that detailed analysis of the results for Grade 12 is undertaken and that plans are in place to support the NSC Class of 2019 by the end of January 2019. We have also attached a summary of provincial learner performance results from Grade 1 to 11 for your information as well as a planning tool.

I wish to reiterate what I said last year that, families and parents place in our hands what they cherish most, on which their legitimate hopes and aspirations are hinged - their children. We must not by any measure take for granted the value we add into the lives of these children and their families if they succeed, and the pain and chaos we create in their lives and the lives and their families once they do not make it in their educational journey. We dare not fail them.

Thank you.

A handwritten signature in black ink, appearing to read 'M.G. Mvoko', is positioned above a solid horizontal line.

**HON. M.G MVOKO**  
**MEC: EDUCATION**  
**04 JANUARY 2019**

## OVERVIEW BY THE HEAD: EDUCATION



It is my great pleasure to congratulate the Grade 12 Class of 2018 for the academic work well done. Achieving 70,6% pass is indeed a pride to all in the schooling sector in our Province. Our learners have made us proud and indeed proved that hard-work breeds success. Further, this class of 2018 has heeded our call as the department that teaching and learning cannot occur in an environment that is disorderly, unpredictable and not focused to improvement. It is a known fact that this significant improvement by our learners was not without painful struggle. I sincerely thank you learners for being achievers. Go on with this attitude to the other levels of education and work places understanding that **“achievers operate differently. They have an eye for the essential...and always work from a clear sense of priority” (Keller & Papasan, 2012:35).**

Our schools that have registered significant improvement are characterised by order, discipline and accepted level of functionality – something that is commendable. Thank you so much to the principals who lead their schools for effective teaching and learning. I now concur with Riley and Ferrandino (2000:10) that **there is a strong connection between strong schools and strong principals. There has never been a quality school that doesn't have a quality principal.** Of paramount importance in schooling is that discipline is the foundation for success. Therefore, principals and other managers at all levels of the department are further encouraged to continue providing leadership at all times which is in the best interest of effective learning of learners. Essentially, there is **“no institution improves without being led” (John West-Burnham).**

Heartfelt gratitude is extended generally to all stakeholders in Education Department, parents and Labour Organisations. Colleagues, it is worth noting that mass participation is key to the success in education arena. Oliver Reginald Tambo (1967) puts it clearly when claiming that **there is no victory without mass participation.** Particular acknowledgement is extended to our dear educators for focusing on improvement of learner academic performance in spite of all the challenges they are faced with. In celebrating this significant achievement, know that indeed **there are no joys without mountains having been climbed. There are no joys without the nightmares that precede them and spring them into light... The joy that springs from the challenges is profound and the challenges will always be there. As long as there are human beings there will be challenges. Let no one speak of frontiers exhausted, all challenges met and all problems solved. There is always the joy of discovering, uncovering, and forging new forms, new ways... (Okri, 1997).**

Additional to intensified daily teaching and learning in our schools, the 2018 Learner **Attainment Improvement Strategy (LAIS) - Implementation Plan** launched in Amathole East District on 14 February 2018 has been indeed implemented as expected. LAIS Implementation Plan is underpinned by the following interventions:-

- Monitoring and supervision of learners in the extra tuition programmes which has assisted them to learn with comprehension;
- Relevant and targeted teacher development on areas that are subject specific;
- Mentors on principals in needy schools;
- Innovations and situational management by principals to stay focused on improving learner performance at all costs;
- Integrated approach through Social Transformation Cluster Work, where other government departments deliberately work with Department of Education for learner academic improvement;
- Mathematics and Science tuition programme which started from January 2018, especially in the rural and far flanged districts;

- Continuous and vigorous revision of previous years question papers to expose learners to Bloom's Taxonomy questioning. This invariably has prepared our learners for the examinations they sat for in 2018 academic year; and
- Increased level of e-learning in our schools with special focus on provisioning of educators with laptops and training on ICT programmes thereof.

**Giving priority to LAIS Implementation Plan**, we saw in 2018 a growing culture of:-

- Improved daily work performance management at all levels of the department;
- Maximization of tuition time by schools;
- Increased accountability sessions of the Chief Directorates conducted by the Superintendent General to assess quarterly work achieved. These sessions have afforded the department to continue providing the necessary and much needed support to districts and learners in schools;
- Executive leadership of the department, conducting road shows - dealing with impediments to effective teaching and learning as well as administering consequence management to principals of underperforming schools in terms of the South African Schools Act 1996

I thank all officials (Managers and administrative support) of the Department for supporting schools in their various ways of operations. Indeed it is commendable that we have values focused on individual learner's well-being. This gratitude further goes to the Leadership of the Department that sees learning as its core purpose.

Importantly, is that Grade 12 results of 2018 have improved from 65% in 2017 to 70,6% in 2018. This means that the Province has improved its pass rate by 5.6%. This is indeed a significant improvement.

- The Top Performing District in the Province is Nelson Mandela with an average of 76,1%.
- Of our 12 districts in the Department, 11 of them have performed with an average from 67 % and 76.1%.
- Only one district which has performed at 55,6%.
- The number of Bachelor pass rate has increased significantly from 15 380 learners in 2017 to 18 001 learners in 2018. This translates to 27.4% increase which is above the Provincial target of 25 %.

A special message to the 2018 class of Grade 12 is that, those who are on their way to tertiary education level, we wish you well in your future studies. Wherever you are, remember the issue of making learning a priority above all other activities knowing fully well that "***Education is the most powerful weapon that you can use to change the world***" (Nelson Mandela).

To those who unfortunately could not make it in 2018, they must know that the department has created a second chance for you to complete your academic programme. Therefore, you must grab and use it immediately with your full strength. This programme is premised from the wise words of Dr Nelson Mandela who once said ***the greatest glory in living lies not in never falling but in rising every time we fall.***

The priorities of the Department in 2019 are to:-

- Strengthen Implementation of revised Education System Transformation Plan.
- Ensure Continuous protection of tuition time in all institutions.
- Partner with business community and other stakeholders for focused interventions in schools.
- Monitor the implementation of National Strategy for Learner Attainment (NSLA) and revised Provincial Learner Attainment Improvement Strategy (LAIS) plan at school and Circuit levels.



- Focus and sequence teacher development activities meant to capacitate educators for effective teaching of learners in their respective schools as informed by the policies at our disposal.

In 2019, we still solicit cooperation and participation of all role players in our journey to further improve our results to at least 75% and more. This is possible when we are imbued with the mindset and actions that acknowledge the fact that there is no limit in how high one can achieve in life. The schools' monitoring and support programmes modelled or premised from Quality Learning and Teaching Campaign indeed work. Remember that forever education remains a societal issue.



---

**Head: Education**  
**Themba Kojana**  
**04 January 2019**

## CHAPTER 1

### INTRODUCTION AND POLICY IMPERATIVES

#### Introduction

The National Senior Certificate is a qualification based on the National Curriculum Statement that was first introduced for the first time in Grade 10 in 2006. The country is implementing a single system of education managed by the Department of Basic Education and administered by the Provincial Education Departments. Equally, there is a single system of examinations and assessment administered by nine different provinces and centrally managed and coordinated by the Department of Basic Education. It is important to note that to qualify to write the NSC examinations a candidate has to go through twelve years of schooling and must complete the programme requirements for Grade 10, 11 and 12, separately.

The class of 2018 represents the 11<sup>th</sup> cohort of learners to sit for the National Senior Certificate (NSC) and a fifth cohort to write a Curriculum and Assessment Policy Statement (CAPS) aligned examinations. These candidates entered the formal schooling system in January 2007 and the NSC is the culmination of twelve years of teaching and learning.

The final outcome of this twelve year journey is captured succinctly in this technical report. It is indicative of one of the most important indicators of performance of the schooling system in the 2018 academic year.

Almost all effective teaching and learning studies reveal that successful learning outcomes should not be expected without sufficient teaching and practice opportunities. Learning depends to some degree on time and effort, and warn that without adequate time on task, no learning is possible. The problem is not only the lack of time, but to a greater extent, the effective use of time for teaching and learning. Wastage and inefficient use of time will result in less teaching time and will make it impossible for teachers and learners to cover the curriculum.

#### THE PURPOSE OF THIS RESULTS ANALYSIS

We fully agree with Gibson(1979) when he says, “it is true that not every conceivable complex human situation can be fully reduced to the lines on a graph, or to percentage points on a chart, or to figures on a spread sheet, but all reality can be reasoned about. On the other hand, not to quantify what can be quantified is only to be content with something less than the full range of reason”. However, the effectiveness of any teaching and learning activity has to be measured through assessment and examinations. Wiggins (1990) believes that, “for assessment to be considered more authentic, is mainly when it directly measures how well a learner is able to perform tasks that are intellectually demanding and reflective of the real world in which such learner will one day operate”. This is what we, all in the education sector, should be striving for.

The main purpose of this results report is aptly summed up by Kanjee (2006), he firmly believes that for “assessment to have an impact on improving the quality of education. First, efficient systems and processes must be in place to provide relevant and timeous information to key role players in the education system. Second, information must be effectively used to take decisions to address the challenges that impact on the

learning. Third, appropriate feedback must be provided to all role players, especially learners, to enhance learning. The real issue is to develop an integrated and effective assessment system to address the challenge of improving learning in the classroom”.

This technical results report provides an overview of how the NSC Grade 12 class of 2018 cohort of learners has performed. This will further provide the much desired report card about the achievement of the set targets by different stakeholders and identify the areas of weaknesses and most importantly design appropriate response plans for next academic year(s).

It is incumbent upon all the critical stakeholders to embrace this results analysis report and utilize it wisely to devise the intervention plans for a better 2019 in line with their operational requirements and vintage points.

Furthermore, this technical report does not even begin to attempt to provide comprehensive solutions to our embedded educational challenges. It only creates a platform for all critical stakeholders in education to acknowledge that, whilst tremendous progress has been made, we continue to be plagued by various stubborn and persistent realities that thwart the realization of constitutionally and legally enshrined educational imperatives and goals.

This necessitates all of us to openly acknowledge failings, shortcomings and weaknesses, honestly identify what accounts for these and creatively and courageously confront them.

## **KEY FET CURRICULUM INTERVENTIONS**

In order to reach an improvement of more than 2% in the 2018 NCS Examination the Department of Education put into place a rigorous strategy to support the Grade 12 cohort. This 2018 NSC Improvement Plan comprised the following activities:

- In-depth analysis of the NSC Results
- Strategy of support for Schools
- Strategy of support for School Management
- Strategy of support for Teachers
- Strategy of support for Learners
- Strategy of support for High Enrolment Subjects

At the start of the school year a trend analysis was done of the matric results from 2014-2018. The analysis was based on the number of learners who entered the NSC examination, number of learners who progressed, the number that wrote, the number of NSC passes, the pass%, the number of Bachelor passes and the % of Bachelor passes.

A further analysis was done on how the Grade 11 learners of 2017 performed in their final examination affording the department the opportunity to categorise the performance of not only the learners but also the schools.

Schools were categorized as follows: schools achieving between 40%; (40-64%); (65-74%) and (75-100%) in Gr 12 in 2017.

The department further examined the School based Assessment rejections of each schools and noted the subjects and reasons for the rejections.

An analysis was also done on the shortage of teachers and textbooks per subject and if there were problems encountered in the latter how this situation could be redeemed in the shortest possible timeframe.

Differentiated Strategy of support to schools was based on the 2017 results stating that: interventions; extra classes; two visits per quarter.

Schools performing 40 – 64%: received letters from the Head of Department (HoD); management intervention and subject interventions; extra classes; visits every week.

Schools performing < 40% letters and review ability to offer Grade 12.

Letters were sent to all principals regarding targets and expectations.

Promotion Bulletins for the recruitment and selection of Principals were advertised in February and March.

All schools were to receive at least one visit by the District Director and or appointed officials per term.

Schools were monitored to assess the availability of teachers per subject, observance of teaching time, curriculum coverage and attendance at schools.

Targeted teachers were requested to attend extra classes with learners

Target workshops focussing on subject specific content and methodologies were conducted.

Analysis of Grade 11 results to underpin targeted, customised interventions

Categorisation of learners for support

Tips for Success; (Booklet on advice to learners on subject specific content)

Textbooks for every subjects

Past exam papers and Study Guides were shared with learners by April 2018

Extra classes and camps with expert teachers were held during Autumn, Winter, Spring and Summer vacations.

Learners could also access lessons through Live Broadcasting (Telematics Programme), Radio and TV Lessons in high enrolment subjects from May to October 2018.

In the second term of 2018, great emphasis was placed on appropriate School-Based Assessment (this includes Oral marks, Practical Assessment Tasks for subjects with a practical component and the Physical Education Task (PET) for Life Orientation. The SBA contributes 25% of the total NSC pass mark in most subjects. In practical subjects the SBA counts 50%. It was essential that learners completed all the required SBA by the end of September 2018. The progress of the implementation of SBA was monitored through provincial moderation procedures including the moderation of the June Common Examination for the high enrolment subjects.

## **KEY POLICY AND REGULATORY CHANGES IN 2018**

The Chief Directorate: Examinations and Assessment is effectively communicating its policy imperatives with its clients ranging learners, teachers, principals, education officials and stakeholders where necessary. The mode of dissemination examination information is through provincial examination assessment instructions. The department published 51 Assessment instructions in 2018. These included some of the following arranged from the last published:

- 51/2018 2018 Registration of new Examination Centres for Public Schools, all NSC
- Part-time Centres, AET Level 4 Centres and all Independent Schools
- 50/2018 Change of subjects in Grade 12.

- Circular: Circular E35 of 2018: Preparations for the Conduct and Administration of the South African Sign Language Home Language (SASL HL) November 2018 Examinations
- 49/2018 Commitment Agreement relating to the Progression Dispensation and the Application of the Multiple Examination Opportunity (MEO)
- 48/2018 Commitment Agreement relating to the 2018 National Senior Certificate (NSC) Examination
- 47/2018 Implementation of the Amended Senior Certificate, a Qualification for Adult and Out of School Learners.
- 46/2018 General Education and Training (GET) Band: 2018 Promotion and Progression Requirements: Grades 1 – 6.
- 45/2018 Mark Adjustments and Special Condonation Dispensation for Learners in Senior Phase (Grade 7 - 9).
- 44/2018 2018 Promotion and Progression Requirements: Grades 10 – 1.
- 43/2018 2018 Final Timetables (Amended). Grade 11 November Examination Grade 10 November Examination.
- Memo Rewrite of Life Orientation Common Assessment Task: Grade 12 National Senior Certificate (NSC) 2018
- 42/2018 Criteria for Application of the Multiple Examination Opportunities (MEO) in Grade 12
- 41/2018 GETC: ABET Level 4 Examination Timetable - November 2018 (Replacement)
- 40/2018 2018 Community Education & Training (AET) L4: Application for appointment as SBA moderator
- 39/2018 Participation in the Pledge Signing Ceremony relating to the 2018 National Senior Certificate (NSC) Examinations
- 38/2018 Procedures and Guidelines for the Conduct of the Final Practical Examinations in Computer Applications Technology (CAT) and Information Technology (IT) - National Senior Certificate (NSC) Examinations: November 2018
- 37/2018 Distribution of the Grade 12 2018 Technical Sciences Marking Guidelines for the Practical Assessment Task (PAT): National Senior Certificate (NSC) Examinations Technical Sciences PAT Marking Guidelines
- MEMO Advertisement of Posts of Marking Centre Managers; Irregularity Investigators and Deputy Centre Managers Script Control and Logistics for 2018/19 National Senior Certificate (NSC) and Adult Education and Training (AET) L4 Marking Sessions
- 36/2018 2018 Final Grade 12 National Senior Certificate (NSC) Examination Individual Bookmark Timetables for Learners
- 35/2018 GETC: ABET Level 4 Examination Timetable - November 2018
- 34/2018 Merging of the National Senior Certificate (NSC) Supplementary Examination with the June Senior Certificate (SC) Examination
- MEMO Re-marking, Re-checking and Viewing of Examination Scripts: 2018 May/June Senior Certificate (Amended) and Adult Education and Training (AET) L4 Examinations
- 33/2018 Guidelines for the Administration of Common Assessment Task (CAT) for Life Orientation: Grade 12 National Senior Certificate (NSC) 2018
- 33/2018 2018 Adult Education and Training (AET) L4-GETC: Application for Appointment as Marker

- 32/2018 Dates for Examinations and Moderation of South African Sign Language Home Language
- 31/2018 Procedures and Guidelines for the Conduct of the Final Practical Examination in Design and Visual Arts - National Senior Certificate: November 2018 Grade 12 Examinations 30/2018 2018 Final Timetables: Grade 9 Preparatory Examination and Grade 6 November Examination 29/2018 Formation of School Assessment Irregularities Committees (SAIC) and District Assessment Irregularities Committees (DAIC)
- 28/2018 2018 Final Timetables: Grade 12 Preparatory Examination
- Grade 11 November Examination and Grade 10 November Examination
- 27/2018 Common Preparatory Examinations and Centralised Marking of South African Sign Language Home Language (SASL HL) for Grade 12.
- 26/2018 AET Level 4 - Registration of Learners for 2018 December Examinations
- 25/2018 Application as Provincial Moderators for School-Based Assessment (SBA).
- MEMO Provision of Question Papers for Grade 12 June Examinations.
- 24/2018 Application for the Marking of 2018 Grade 12 Senior Certificate (Amended) Examination Scripts.
- 23/2018 2018 Advertisement of Posts of Examination Assistants (EAs) Amendment.
- 22/2018 Examination Guidelines and Examination Question Papers for Grade 12 National Senior Certificate (NSC) 2018 Examination - Technical Subjects.
- 21/2018 GETC: ABET Level 4 Examination Timetable - June 2018.
- 20/2018 2018 Final Grade 12 National Senior Certificate (NSC) Examination Timetable.
- 19/2018 National Senior Certificate: Application for Appointment as Marker: Memorandum
- 18/2018 2018 Draft Timetables: Grade 12 Preparatory Examination, Grade 11 November Examination Grade 10 November Examination 17/2018 Errata and Additional Information on the 2018 Grade 12 Practical Assessment Tasks (PATs) for Information Technology and Electrical Technology: National Senior Certificate.
- 16/2018 2018 Final Grade 12 June Common Examination Timetable
- 15/2018 Distribution of the 2018 Grade 12 Technical Sciences Practical Assessment Task (PAT): National Senior Certificate (NSC) Examinations PAT
- 13/2018 2018 Draft Grade 12 June Common Examination Timetable
- 12/2018 2018 Senior Certificate (SC) Examinations Time Table
- 11/2018 South African Sign Language Home Language (SASL HL) Exemplar Question Papers for Grade 11 (2018)
- 10/2018 Distribution of Grade 12 Practical/Performance Assessment Tasks (PATs) for 2018: National Senior Certificate (NSC) Examinations
- 09/2018 National Senior Certificate: Application for appointment as Chief Marker or Marking Moderator: 2018 - 2019 + Memo: Extension to deadline for submission
- 08/2018 Applications for Examiners and Internal Moderators: + Memo: Extension to deadline for submission
- 2019 - 2020 National Senior Certificate (NSC): Grade 12 Preparatory Examinations

- 2019 - 2020 National Senior Certificate (NSC): Grade 11 Examinations
- 07/2018 2018 Registration of Grade 12 National Senior Certificate (NSC) learners
- 06/2018 Assessment and Examination Accommodations and Concessions Applications: 2018.
- 05/2018 2018 Site Based Assessment (SBA) Tasks for AET Level 4
- 04/2018 AET Level 4: May/June 2018 Examinations - Registration of Learners
- 03/2018 2017 National Senior Certificate Examinations (NSC): Supplementary Examination Entries and Time Table
- 02/2018 Re-marking, Re-checking and Viewing of Examination Scripts: 2017 National Senior Certificate (NSC) and AET L4 Examinations

## CONCLUSION

Measuring progress is important. We need to know what we are doing is having impact against another approach that might yield better outcomes, but the current fetish of crude numerical quantification in education is misleading and fundamentally inappropriate for the unpredictable nature of the classroom. We need better ways of recording the phenomenon of the classroom that captures more than simply test scores and arbitrary judgments on teachers, and seeks to impose an order where often there is none (<https://chronotopeblog.com/2015/04/04/the-mcnamara-fallacy-and-the-problem-with-numbers-in-education/>).

We sincerely hope that this technical results analysis report shall provide the necessary direction to be ensued in making timeous intervention in order to change the fortunes of our educational imperatives for the better. The focus must be on achieving key outcomes in all areas of our operations against the measurable indicators set and all of us who occupy such responsible positions must be held accountable for achieving them.

## CHAPTER 2

### REQUIREMENTS FOR THE REQUIREMENTS FOR THE NATIONAL SENIOR CERTIFICATE

To qualify for a National Senior Certificate, a learner must offer seven approved subjects and provide full evidence of School Based Assessment for each subject.

For a candidate to obtain a National Senior Certificate, she/he must:

- a) complete the programme requirements for Grades 10, 11 and 12 separately and obtain the distinct outcomes and associated assessment standards for
- b) all three years, and
- c) comply with the internal assessment requirements for Grades 10, 11 and 12 and the external requirements of Grade 12;
- d) achieve 40% in three subjects, one of which is an official language at Home Language Level;
- e) achieve 30% in three subjects; and
- f) provide full evidence in the school-based assessment component in the subject failed.

The requirements are tabulated as follows:

Promotion requirements	Percentage required
Subject 1: Home Language	40%
Subject 2	40%
Subject 3	40%
Subject 4	30%
Subject 5	30%
Subject 6	30%
Subject 7	0 - 29% (Proof of SBA in the failed subject)

#### Minimum achievement requirements for the awarding of the National Senior Certificate to candidates with special needs.

Learners who experience barriers to learning are allowed to follow alternative pathway to obtain a National Senior Certificate. Such candidates who experience barriers to learning are defined as learners with special educational needs. A number of concessions, related to the nature of the barrier to learning, identify permissible variants to the rules of combination allowed for the NSC. Barriers to learning identified in the policy include: visual, aural, hearing impairment, aphasia, dyslexia and mathematical disorders such as dyscalculia.

The endorsed National Senior Certificate is offered to candidates who cannot, despite the concessions granted in the policy, meet the stipulated requirements and who will be awarded the Endorsed National Senior Certificate for learners with special educational needs. Despite the consensus provided in policy there are many checks and balances in places to ensure that the qualification remains at an equivalent standard to the NSC for the main stream.



## 1. ASSESSMENT OF THE NATIONAL SENIOR CERTIFICATE

Assessment in the NSC subjects is based on the external examinations and internal assessment conducted by the school. The external examinations constitute 75% of the final promotion mark and the internal assessment constitutes 25%. In subjects like Art and Music with a practical component, the practical assessment constitutes 25% which implies that the external examination carries a weighting of 50% in these subjects.

Achievement in the NSC is recorded on a seven (7) point scale which is categorized as follows:

ACHIEVEMENT LEVEL	ACHIEVEMENT DESCRIPTOR	MARKS %
7	Outstanding Achievement	80-100
6	Meritorious Achievement	70-79
5	Substantial Achievement	60-69
4	Adequate Achievement	50-59
3	Moderate Achievement	40-49
2	Elementary Achievement	30-39
1	Not Achieved	0-29

Minimum requirements for admission to Higher Education

Minimum Higher Education Admission requirements in accordance with the 3 levels of undergraduate programmes are as follows:

- **Higher Certificate**

The minimum admission requirement is a National Senior Certificate (NSC) with a minimum of 30% in the language of learning and teaching of the Higher Education Institution as certified by Umalusi, the Quality Assurance Council .

Institutional and programme needs may require additional combinations of recognized NSC Subjects and levels of achievements.

- **Diploma**

The minimum admission requirement is a National Senior Certificate (NSC) as certified by Umalusi with an achievement rating of: **4 x 40%- 49% or better (4 x Level 3 including Home Language)**

Institutional and programme needs may require additional combinations of recognized NSC Subjects and levels of achievements.

- **Bachelor's Degree**

The minimum admission requirement is a National Senior Certificate (NSC) as certified by Umalusi with an achievement rating of: **4X50%-59% or better (4 x Level 4s Including Home Language)**.

## 2. THE MANAGEMENT AND ADMINISTRATION OF THE 2018 NSC EXAMINATIONS

### 3.1 Registration of candidates and examination centres

The Province has a total number of 82 257 full time candidates registered for 2018 National Senior Certificate examinations in 936 full time examination centres.

The figures in Table 1.1 and Table 1.2 below provide a comparison of the number of candidates who have entered for the National Senior Certificate (NSC) examinations in the Province this year, 2018 and previous 6 years. It is worth noting that the Eastern Cape has the fourth largest number of candidates for the NSC after Kwa Zulu Natal, Limpopo and Gauteng provinces.

**TABLE 1.1****Number of Full Time candidates enrolled for NSC: 2012-2018**

Year	Number Full-time	Increase / Decrease
2012	69 427	1358
2013	74 980	5 553
2014	69 294	-5 686
2015	91 810	22 516
2016	92 748	938
2017	82 257	-10 491
2018	81 842	-415

The number of candidates has decreased in 2018 when compared to 2017.

**TABLE 1.2****Number of Examination Centres: 2012- 2018**

Year	Number of Centres	Increase / Decrease
2012	926	8
2013	926	0
2014	923	-3
2015	924	01
2016	926	02
2017	927	01
2018	936	09

The number of centres has increased in 2018 when compared to 2017 due to rationalization and new schools offering Grade 12 for the first time.

The number of candidates has decreased compared to 82 257 candidates that were registered in 2017 in 927 examination centres. This decrease in the number of registered candidates is due to the strict implementation of the progression policy as promulgated by the Minister of Basic Education through Government Gazette No. 9886 of 28 December 2012, as well as the choice by learners to opt for Multiple Examination opportunities (MEO).

The Province registered a total of 16 753 progressed learners in 2018 which has increased compared to 14 289 learners that were progressed in 2017. Grade 11 promotion schedules were verified, and it was discovered that promotion requirements were not adhered to by some schools and that led to learners being unfairly advantaged – 2113 learners from 323 schools were incorrectly progressed or disadvantaged - 2009 learners from 350 schools were incorrectly retained. Strict adherence by schools to the set criteria on promotion requirements is always emphasized:

**Criteria for a learner to progress**

- Learners must have failed to satisfy the promotion requirements of either Grade 10 or Grade 11, and repeated either Grade 10 or Grade 11;
- The learner must have passed LoLT and any other 3 of the 7 subjects offered (Life Orientation included).<sup>3</sup> If the HL is the LoLT of the learner, for the purpose of progression only, the learner must obtain 30% to ensure equivalence with the pass requirements for the First Additional Language;

- The learner must have attended school on a regular basis. Absenteeism in excess of 20 days, without a valid reason, will disqualify the learner from being progressed;
- The learner must have complied with the prescribed SBA requirements for that academic year.

The progressed learners were also allowed by the Minister to choose an option of Multiple Examination Opportunities (MEO) wherein, a learner can write less than six subjects and write the remaining subjects in the following year.

### **3.2 Monitoring of the writing of the examinations**

A total number of 153 question papers (both English and Afrikaans versions for content subjects) were printed and distributed to 936 full time schools and 122 part time centres.

The province intensified monitoring of the writing of the examinations in 2018 by deploying 42 provincial and 837 district monitors across all 23 districts, including nodal and distribution points. The examination centres were audited and categorized into 117 high, 154 medium and 733 low risk examination centres.

**High Risk Centres** Examination centres which have previous cases of group copying and repeated cases of irregularities.

**Medium Risk Centres** Examination centres with cases of minor administrative irregularities.

**Low Risk Centres** : Examination centres without previous cases of irregularities.

### **3.3 Printing and Security of question papers**

In preparation for the 2018 Grade 12 cohort, Examinations and Assessment Directorate set common examinations in June, focusing on 12 gateway subjects, including new subjects, viz. Technical Mathematics and Technical Sciences. This was done to strengthen assessment in schools and also to ensure that learners are exposed to standardized assessments. The marked scripts were centrally moderated and feedback was given to schools and relevant stakeholders for intervention purposes.

A total of 133 question papers were also set for Preparatory Examinations, wherein the learners were also exposed to the following new subjects: Technical Mathematics, Technical Sciences, specialization subjects in Mechanical, Electrical and Civil Technologies.

Two schools (Efata School for the Blind and St Thomas for the Deaf) made history by taking part in South African Sign Language which was signed for the first time in the country.

The 2018 NSC printing of question papers (153 papers) commenced on 8 October 2018 and completed on 11 November 2018.

The province is working in collaboration with PROVJOINTS in ensuring that all measures are taken to strengthen security during examination. A deployment plan was developed where police officials were assigned certain areas in the province within their jurisdictions. Meetings were held on regular basis to keep abreast with the developments and any potential risks to the examinations.

### **3.4 School Based Assessment (SBA)**

In addition to the formal examination papers written at the end of the year, candidates are also expected to complete a variety of assessment tasks at school level. Requirements are spelt out in the policy document, *National Protocol on Assessment* and are meant to allow the candidates to work consistently throughout their Grade 12 year and to be rewarded by accumulating marks towards their final result. These assessment tasks cover a wide variety of activities.

All these components are put together to produce the candidate's School Based Assessment mark (SBA) which constitutes 25% of the final mark. For Life Orientation, the larger component of the final promotion mark is school based and external assessment which is referred to a Common Assessment Task (CAT) constitute 20%. The SBA must receive continuous attention throughout the year.

The absence of a School-Based Assessment and/or a Practical Assessment Task mark in any subject, without a valid reason, result in the candidate, registered for that subject, receiving an incomplete result. The candidate will be given three months before the commencement of the next sitting to submit outstanding work or present him/herself for School-Based Assessment and/or a Practical Assessment Task. Should the candidate fail to fulfill the outstanding School-Based Assessment and/or Practical Assessment Task requirements, such a candidate will not be resulted and he/ she must repeat the subject and redo the School-Based Assessment and/or Practical Assessment Task component for that subject.

In the event of a learner not complying with the requirements of School-Based Assessment and/or Practical Assessment Task in any subject in Grades R-12, but where a valid reason is provided:

- He or she may be granted another opportunity to be assessed in the assigned tasks, based on a decision by the Head of the assessment body.
- The learner must, within three weeks before the commencement of the final end-of-year examination of the relevant grade submit outstanding work or present himself or herself for School-Based Assessment and/or Practical Assessment Task. Should the learner fail to fulfil the outstanding School-Based Assessment and/or Practical Assessment Task Assessment requirements, he or she, registered for that subject will receive an incomplete result.

**In order to ensure compliance with SBA requirements in 2018, the following processes were put in place:**

- The schools, whose SBA marks were rejected by Umalusi during the standardisation process were informed and made to account and indicate strategies that they will use to avoid the recurrence of the situation.
- Monitoring of SBA moderation at all levels by Curriculum FET, Examinations and Assessment Chief Directorates, Department of Basic Education and Umalusi.

SBA was verified by both DBE and Umalusi commencing from July to October 2018, on sampled schools, subjects and districts. Analysis of learner performance for June common examinations was done and feedback was provided to schools and relevant stakeholders for remedial action.

### **3.5 Marking**

#### **3.5.1. Recruitment of markers**

This was advertised through Assessment Instruction No 19 of 2018. Specific requirements were indicated as per the PAM document and provisional additions were approved by the Head of Department. Markers were selected at the provincial office by the panels consisting of Chief Markers and Moderators and teacher union representatives as observers. Panels were chaired by provincial officials. Recommended markers were further verified by DBE and Umalusi for authentication. Internal Controls and Human Resources Units participated in the verification and selection processes. After all these verifications, the markers' lists were approved by HOD.

### **3.5.2. Marking Centres**

Marking centres were established in line with the regulations and PAM directives. A total of 18 marking centres for NSC were used and one marking centre was used for ABET.

Amongst the NSC centres, there was one new marking centre, Mvenyane SSS in Maluti sub-district. This is as a result of the principle of rotation and giving an opportunity to the formally disadvantaged schools and communities/areas. The province adopted a principle of gradually infusing schools as marking centres from poor communities and marginalized rural areas. This new marking centre performed exceptionally well in every respect across the board.

Marking centres commenced from 01 to 14 December 2018. Markers were trained by the Chief markers and Moderators. To manage this process, a total number of 19 Centre Managers, 19 Irregularity Officers, 62 capturers, 10 drivers, 38 script control officials and 38 claims officials were utilised. These officials were trained on 23 to 24 November 2018.

Marking was monitored by the senior management of the Department as well provincial officials.

### **4. Management of Irregularities**

In 2018, the province has drastically reduced the number of irregularities. This reduction of irregularities is attributed to the charging of implicated Chief Invigilators and Invigilators as well as sanctions for affected learners who were involved in group copying. There are other measures that were in place in order to reduce irregularities during 2018 examinations such as pledge signing ceremony that took place across all schools in the Province on 10 October 2018, Signing of Commitment Agreement by both parents and candidates, Community Radio programmes were candidates were alerted on irregularities that may occur during the writing of examinations.

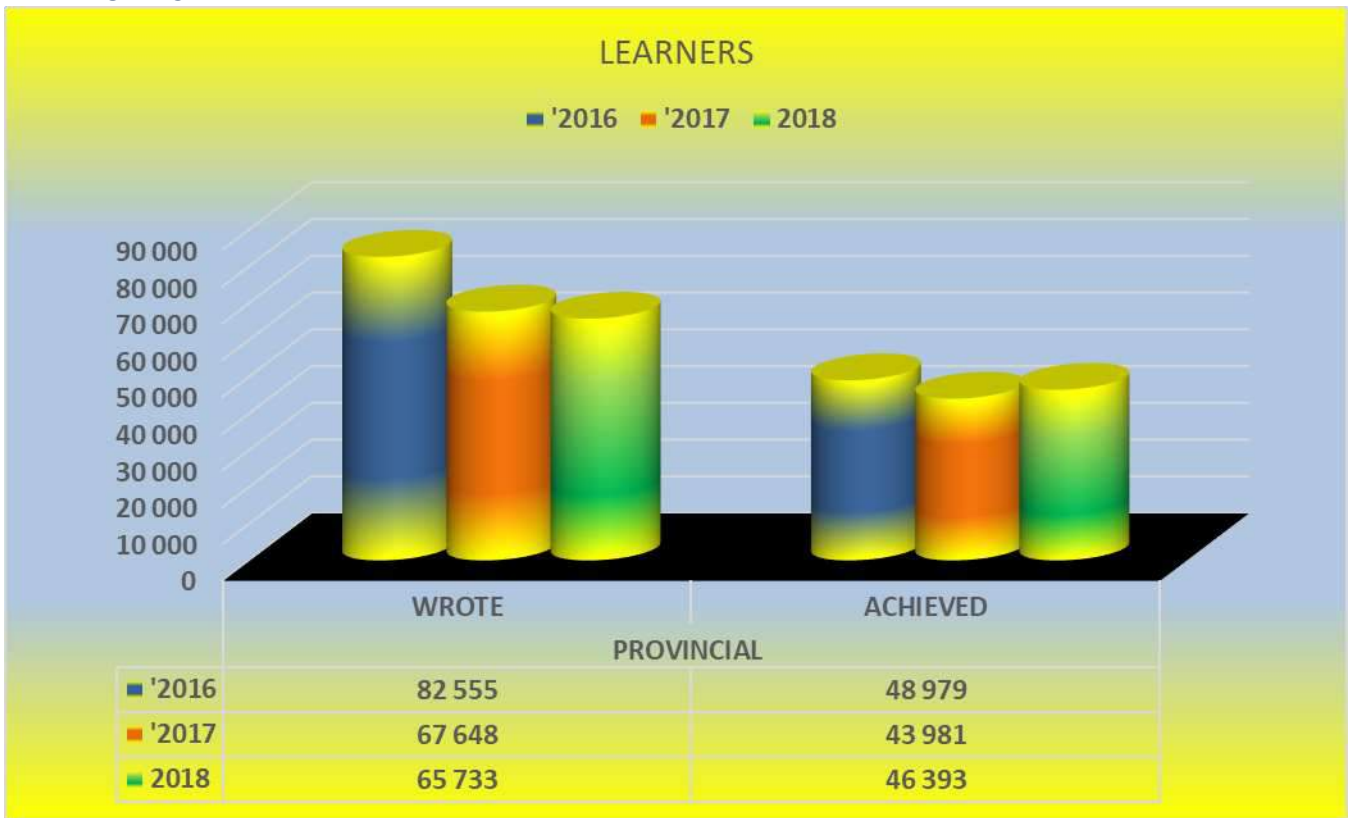
Policies are only as good as the paper they are written on if they are not adhered to. If, for example, unauthorized persons are allowed free access into restricted areas, then the policy on security of examination materials becomes unenforceable and ignored, which could lead to a major breakdown. Similarly, if staff members charged with implementing policy either choose to ignore policy or do not know the policy, their actions become subject to judicial review, which may be both unnecessary and wasteful. Implementation of policies that impact on the credibility of the examination processes such as, promotion and progression policy, subject changes, invigilation and script control, must remain a priority to all staff members within the Department of Education and consequence management must be instituted against the culprits.

## **CONCLUSION**

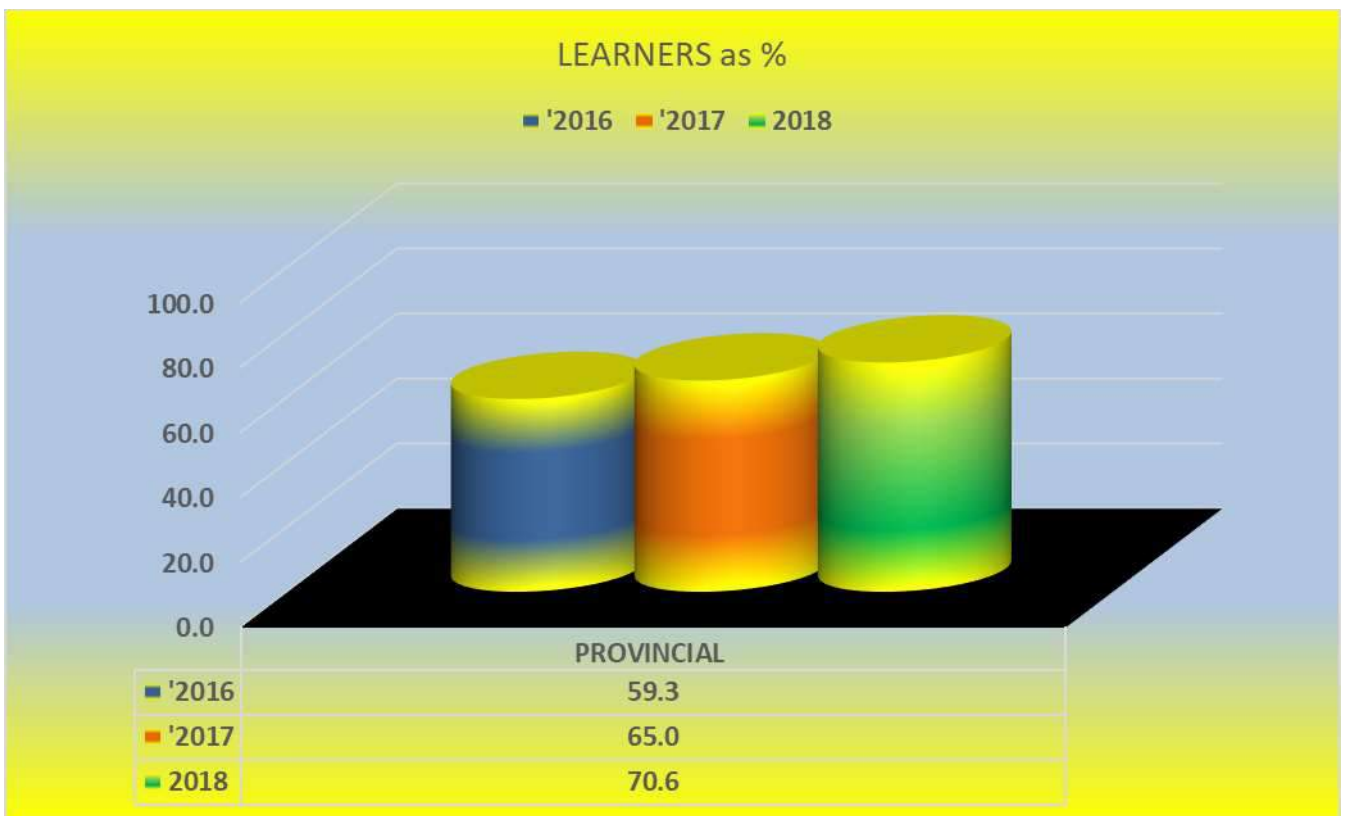
The mandate of the Examinations and Assessment Directorate is to deliver a credible, effective, efficient and error free examination and assessment service to its users. This, despite the many challenges the Directorate faces, has managed to continue to deliver credible 2018 NSC examination and will no doubt, continue to provide zero defect examinations in the years to come.

***Working together we can achieve more.***

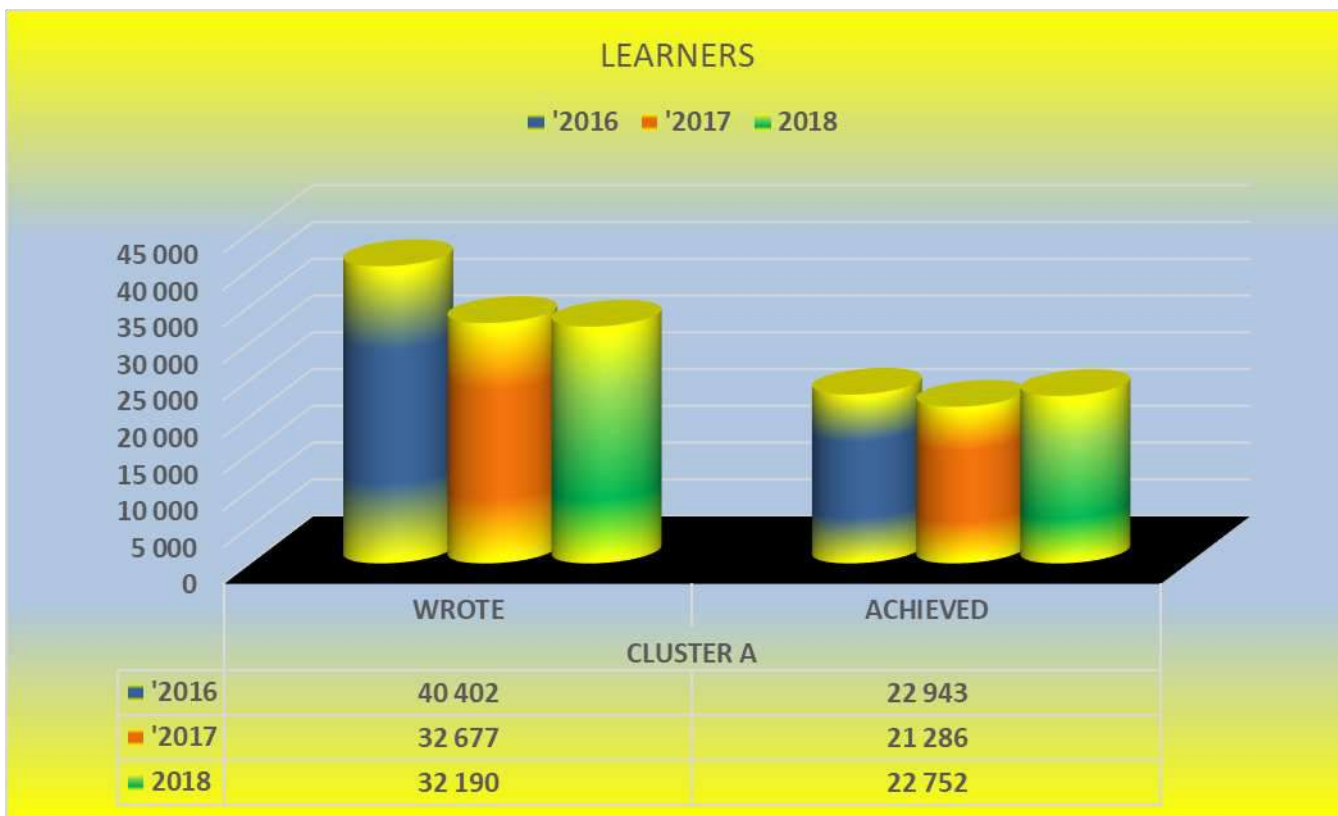
**CHAPTER 3**  
**PASS RATES**  
**PROVINCIAL**



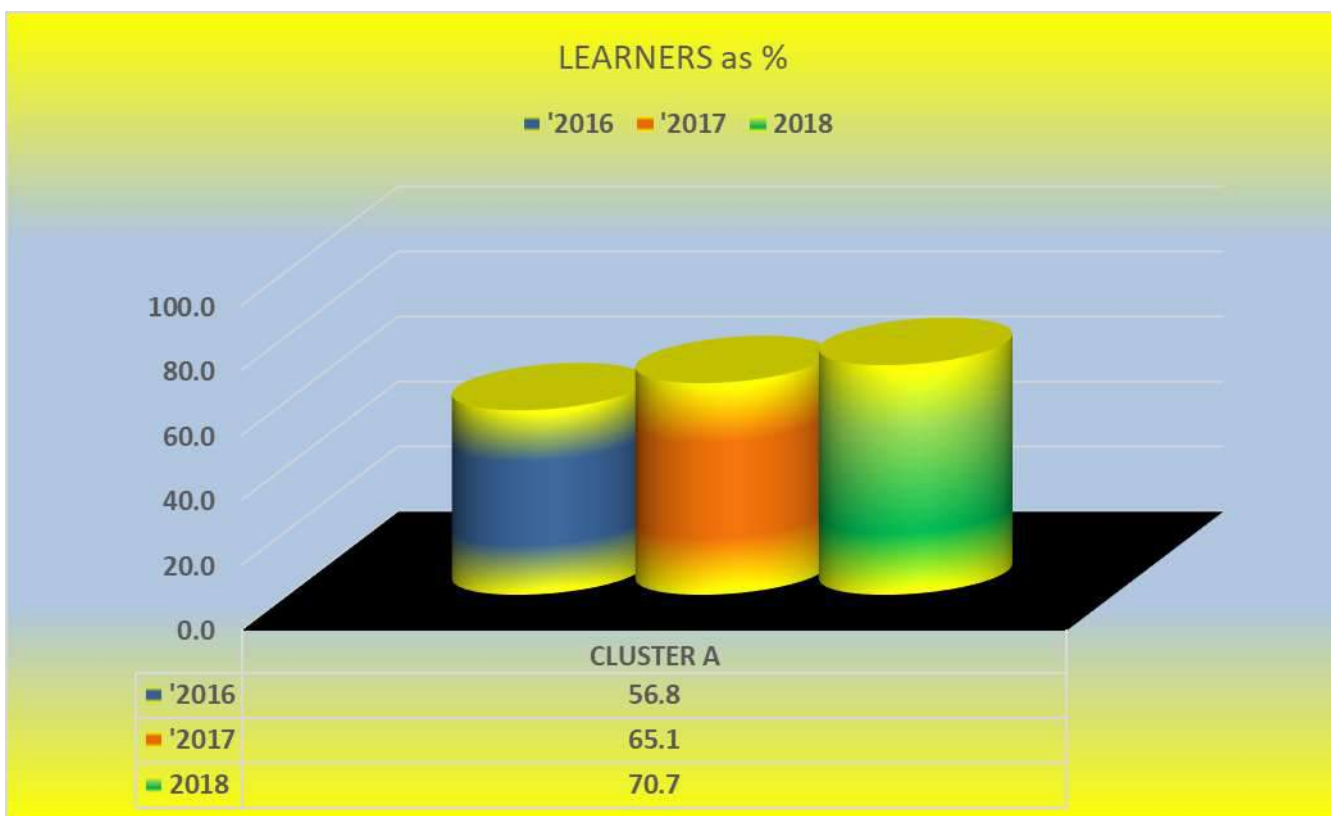
**PROVINCIAL as %**



## CLUSTER A: OVERALL PASS RATES



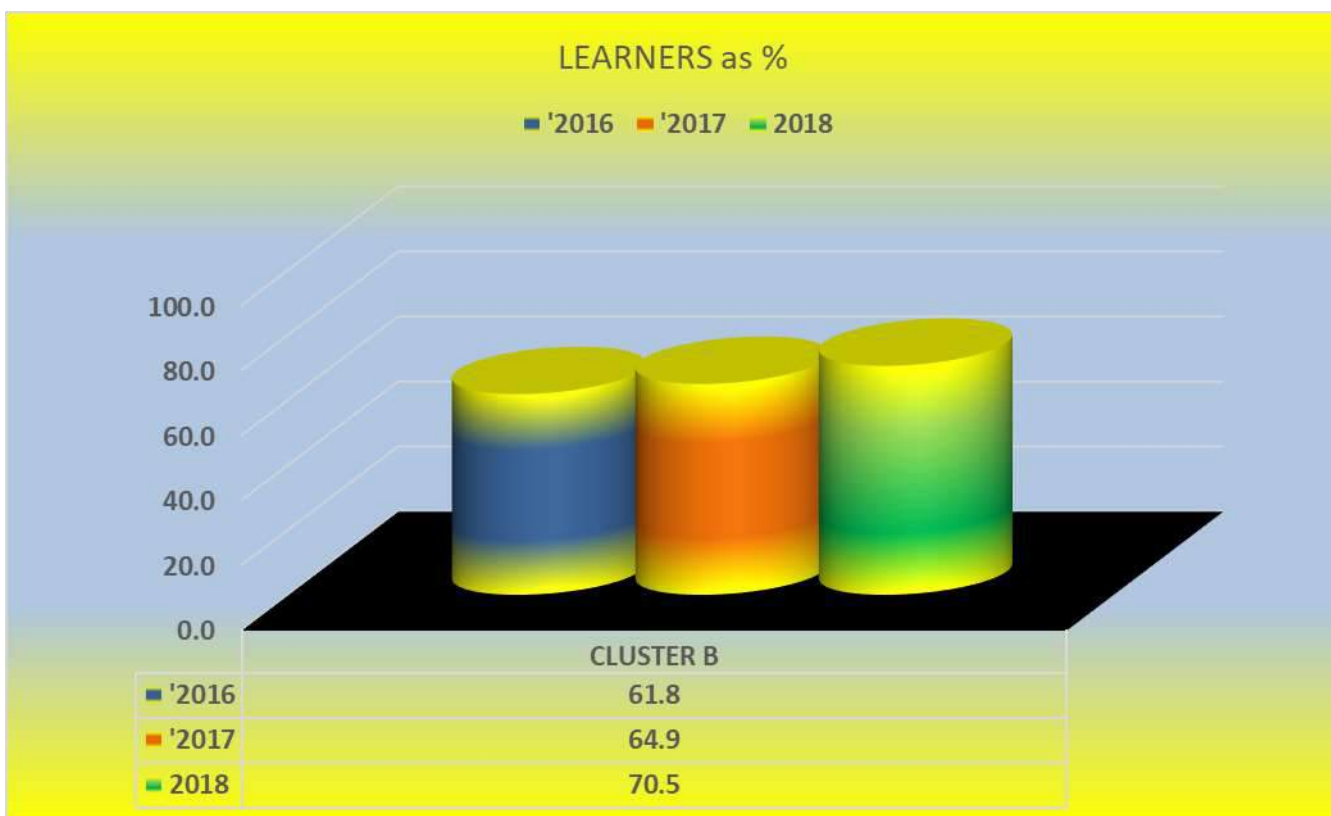
## CLUSTER A as %



## CLUSTER B: OVERALL PASS RATE



## CLUSTER B as %





## DISTRICT PASS RATE

District	Values	Year			% Learners Achieved			Difference 2018-2017
		'2016	'2017	'2018	'2016	'2017	'2018	
ALFRED NZO EAST	ACHIEVED	2,607	2,294	2,524				9.4
	WROTE	4,713	3,674	3,511	55.3	62.4	71.9	
ALFRED NZO WEST	ACHIEVED	4,586	4,125	4,475				5.4
	WROTE	7,406	6,125	6,151	61.9	67.3	72.8	
AMATHOLE EAST	ACHIEVED	4,725	4,274	4,852				12.0
	WROTE	9,005	7,533	7,062	52.5	56.7	68.7	
AMATHOLE WEST	ACHIEVED	2,493	2,142	2,020				1.5
	WROTE	4,735	3,961	3,634	52.7	54.1	55.6	
BUFFALO CITY	ACHIEVED	6,469	5,216	5,729				7.2
	WROTE	9,749	7,918	7,843	66.4	65.9	73.0	
CHRIS HANI EAST	ACHIEVED	2,625	2,577	2,700				8.4
	WROTE	4,971	4,169	3,845	52.8	61.8	70.2	
CHRIS HANI WEST	ACHIEVED	3,175	3,073	2,966				1.2
	WROTE	5,111	4,526	4,294	62.1	67.9	69.1	
JOE GQABI	ACHIEVED	2,247	2,061	2,138				0.3
	WROTE	3,592	3,075	3,174	62.6	67.0	67.4	
NELSON MANDELA	ACHIEVED	7,095	6,195	6,205				3.5
	WROTE	10,802	8,534	8,152	65.7	72.6	76.1	
O R TAMBO COASTAL	ACHIEVED	5,223	4,923	5,344				7.9
	WROTE	11,176	7,981	7,680	46.7	61.7	69.6	
O R TAMBO INLAND	ACHIEVED	5,655	5,306	5,571				1.8
	WROTE	8,544	7,653	7,829	66.2	69.3	71.2	
SARAH BAARTMAN	ACHIEVED	2,079	1,795	1,869				1.2
	WROTE	2,751	2,499	2,558	75.6	71.8	73.1	

## DISTRICT POSTION 2016 – 2018

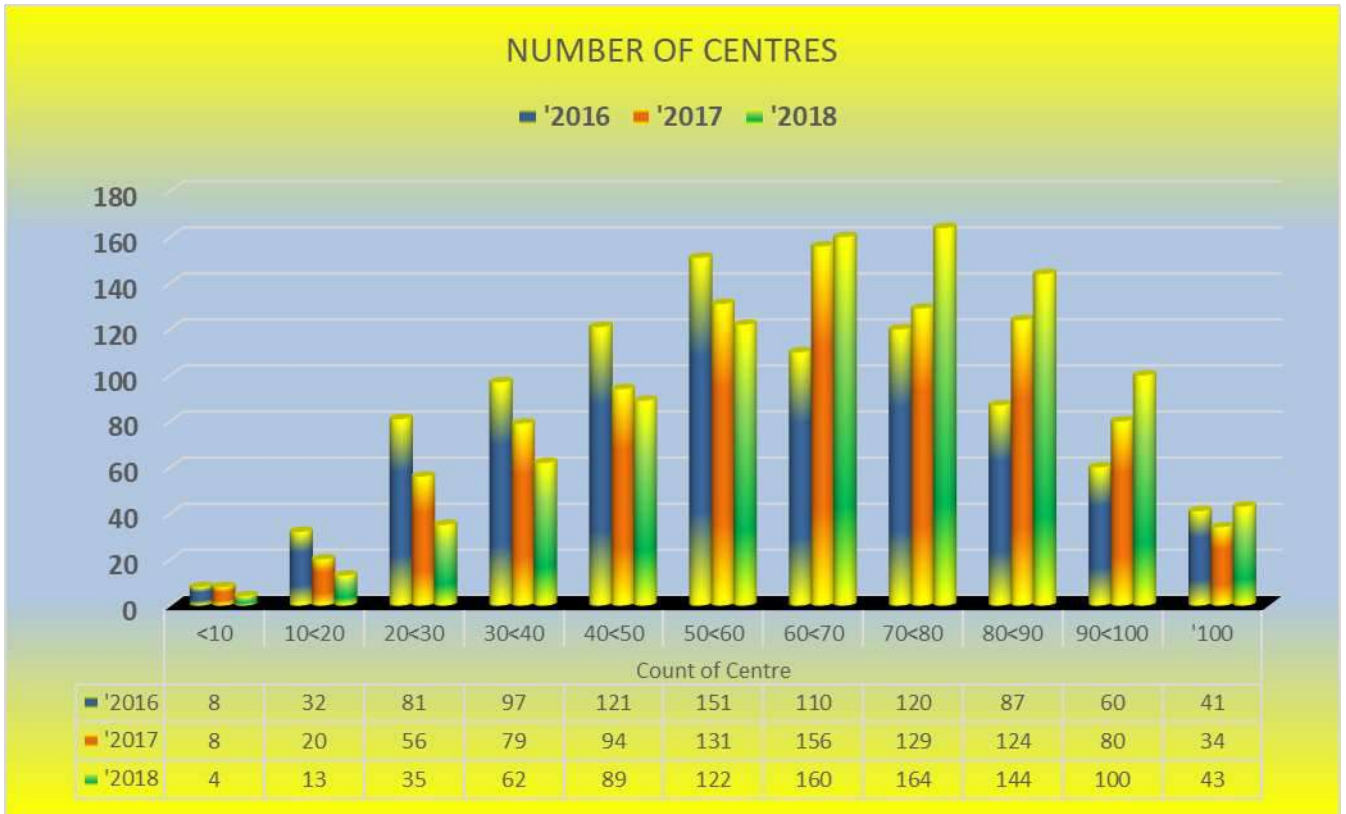
District	Position		
	2016	2017	2018
NELSON MANDELA	4	1	1
SARAH BAARTMAN	1	2	2
BUFFALO CITY	2	7	3
ALFRED NZO WEST	7	5	4
ALFRED NZO EAST	8	8	5
O R TAMBO INLAND	3	3	6
CHRIS HANI EAST	9	9	7
O R TAMBO COASTAL	12	10	8
CHRIS HANI WEST	6	4	9
AMATHOLE EAST	11	11	10
JOE GQABI	5	6	11
AMATHOLE WEST	10	12	12

## CENTRES OBTAINING <60% IN A DISTRICT

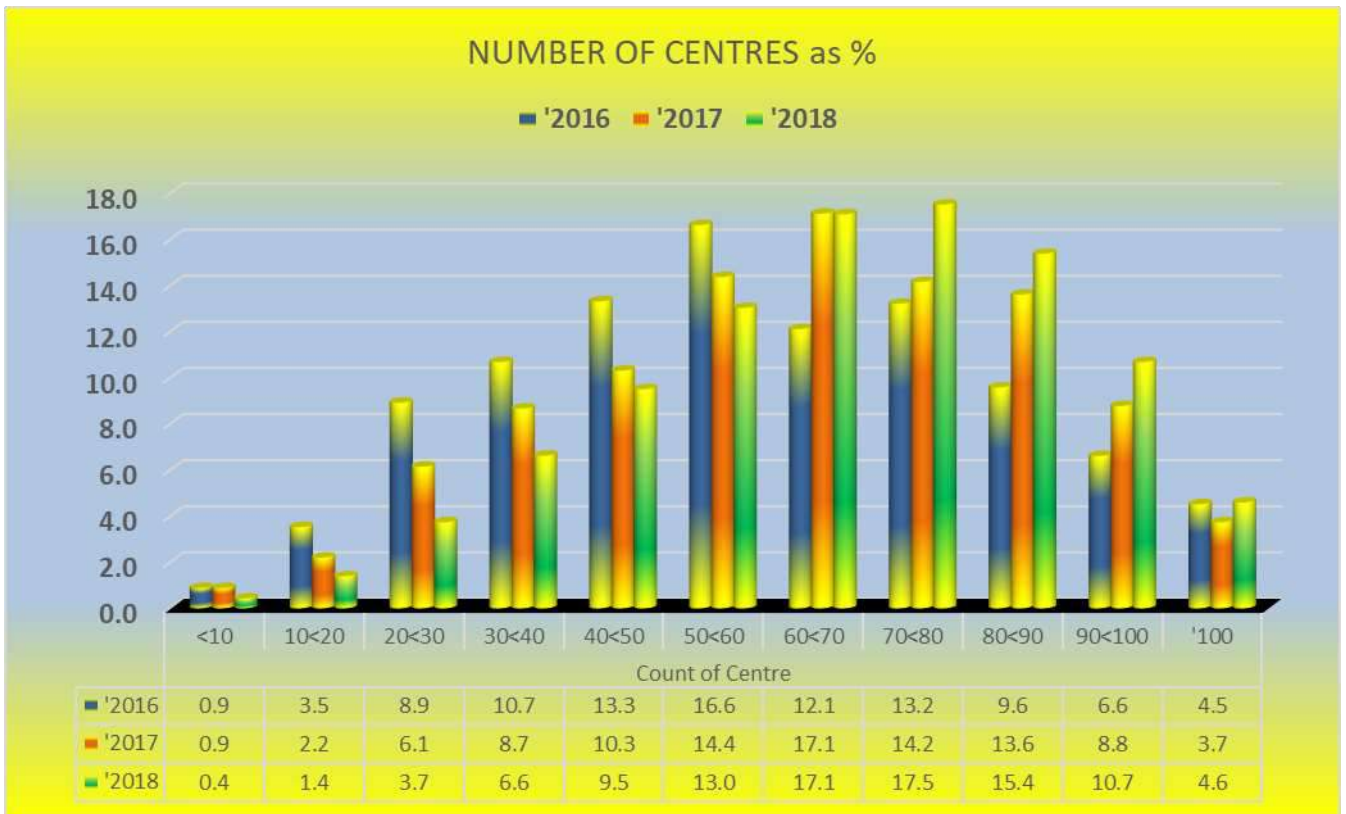
Count of Centre		Year		
District	Range	'2016	'2017	2018
ALFRED NZO EAST	<40	6	9	2
	<60	16	7	10
<b>ALFRED NZO EAST Total</b>		<b>22</b>	<b>16</b>	<b>12</b>
ALFRED NZO WEST	<40	14	7	6
	<60	20	18	11
<b>ALFRED NZO WEST Total</b>		<b>34</b>	<b>25</b>	<b>17</b>
AMATHOLE EAST	<40	21	16	8
	<60	36	25	20
<b>AMATHOLE EAST Total</b>		<b>57</b>	<b>41</b>	<b>28</b>
AMATHOLE WEST	<40	34	26	27
	<60	32	31	35
<b>AMATHOLE WEST Total</b>		<b>66</b>	<b>57</b>	<b>62</b>
BUFFALO CITY	<40	21	26	20
	<60	33	27	20
<b>BUFFALO CITY Total</b>		<b>54</b>	<b>53</b>	<b>40</b>
CHRIS HANI EAST	<40	22	9	2
	<60	15	21	14
<b>CHRIS HANI EAST Total</b>		<b>37</b>	<b>30</b>	<b>16</b>
CHRIS HANI WEST	<40	19	18	14
	<60	25	18	20
<b>CHRIS HANI WEST Total</b>		<b>44</b>	<b>36</b>	<b>34</b>
JOE GQABI	<40	10	7	2
	<60	13	9	17
<b>JOE GQABI Total</b>		<b>23</b>	<b>16</b>	<b>19</b>
NELSON MANDELA	<40	21	12	7
	<60	24	21	19
<b>NELSON MANDELA Total</b>		<b>45</b>	<b>33</b>	<b>26</b>
O R TAMBO COASTAL	<40	24	14	7
	<60	25	15	14
<b>O R TAMBO COASTAL Total</b>		<b>49</b>	<b>29</b>	<b>21</b>
O R TAMBO INLAND	<40	20	8	7
	<60	22	24	22
<b>O R TAMBO INLAND Total</b>		<b>42</b>	<b>32</b>	<b>29</b>
SARAH BAARTMAN	<40	6	11	12
	<60	11	9	9
<b>SARAH BAARTMAN Total</b>		<b>17</b>	<b>20</b>	<b>21</b>
<b>Grand Total</b>		<b>490</b>	<b>388</b>	<b>325</b>



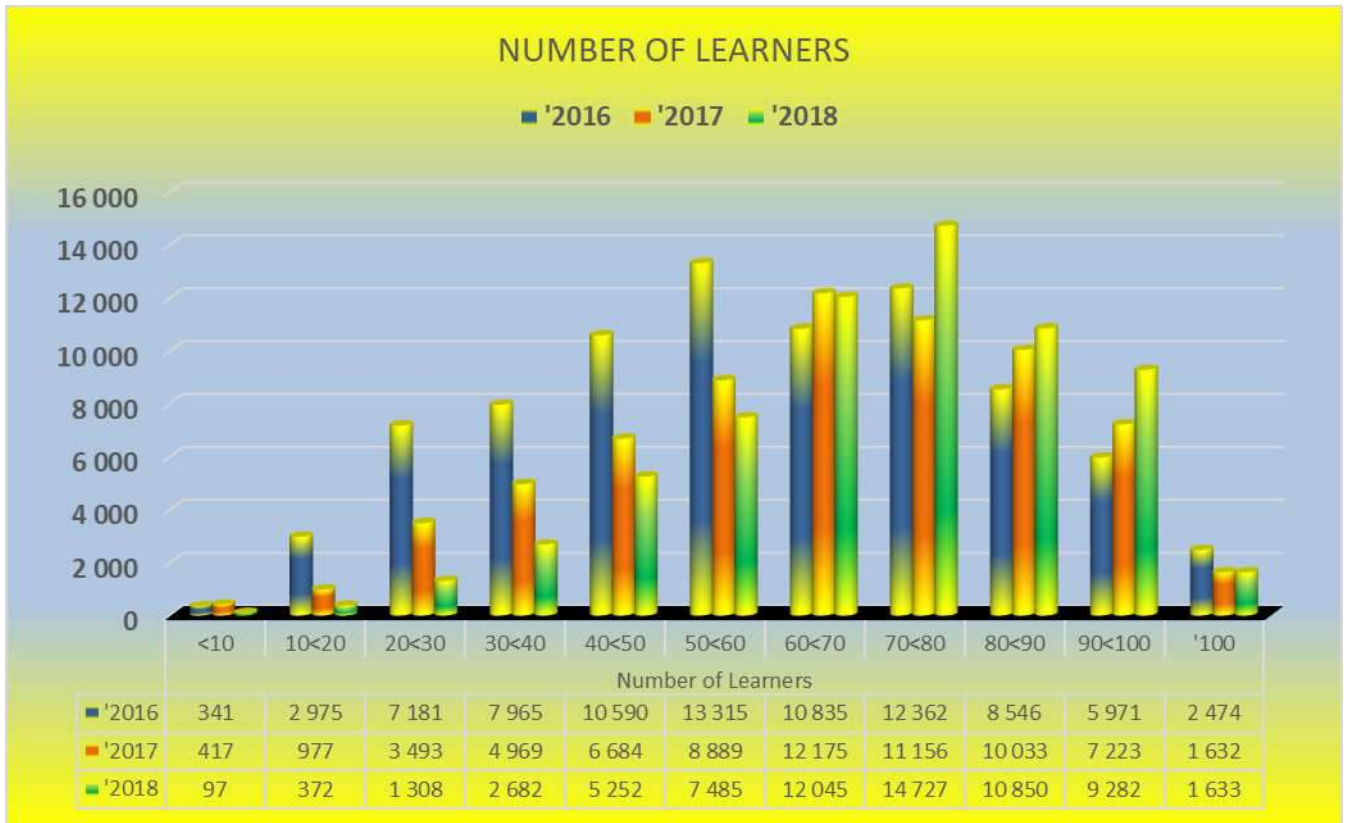
**PASS RATE PER INTERVAL  
NUMBER OF CENTRES**



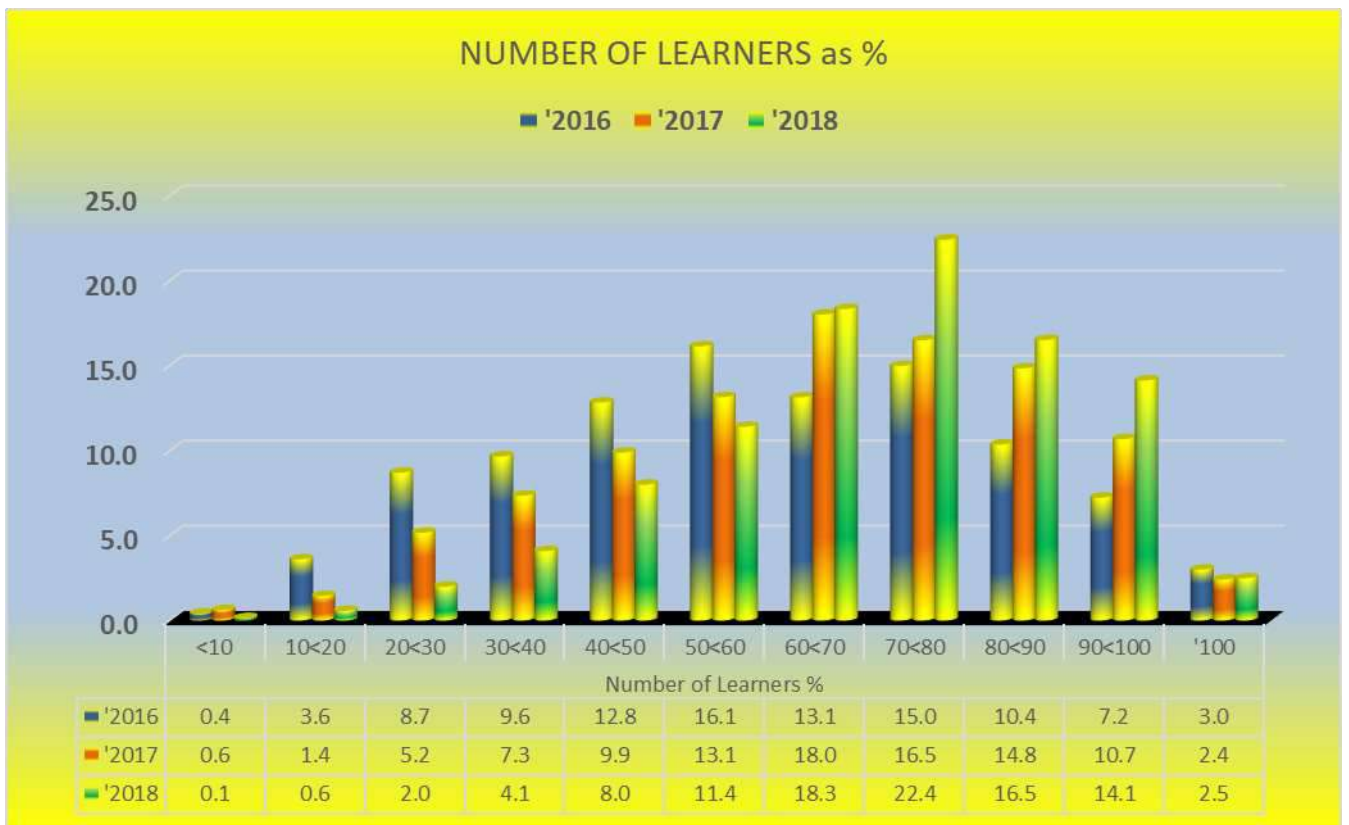
**NUMBER OF CENTRES AS % PER INTERVAL**



## NUMBER OF LEARNERS PER INTERVAL



## NUMBER OF LEARNERS as % PER INTERVAL



**SUBJECT, ANALYSIS FOR PROVINCE**  
**SUBJECTS EXCLUDING HOME LANGUAGES**

Subject Name	Values	Year						Difference 2018-2017
		'2016	'2017	'2018	'2016	'2017	'2018	
<b>Accounting</b>	Wrote	16 354	13 117	11 618				
	Passed	10 112	8 093	8 460	61.8	61.7	72.8	11.1
<b>Afrikaans 1st Additional</b>	Wrote	6 516	6 012	6 341				
	Passed	6 091	5 763	6 073	93.5	95.9	95.8	-0.1
<b>Afrikaans 2nd Additional</b>	Wrote	202	204	201				
	Passed	199	198	195	98.5	97.1	97.0	0.0
<b>Agricultural Management Practices</b>	Wrote	286	300	337				
	Passed	265	292	317	92.7	97.3	94.1	-3.3
<b>Agricultural Sciences</b>	Wrote	22 886	20 244	20 434				
	Passed	16 361	14 678	15 254	71.5	72.5	74.7	2.1
<b>Agricultural Tech.</b>	Wrote	26	20	16				
	Passed	26	20	15	100.0	100.0	93.8	-6.3
<b>Arabic 2nd Additional</b>	Wrote	11	18	19				
	Passed	10	18	19	90.9	100.0	100.0	
<b>Business Studies</b>	Wrote	28 247	23 585	20 976				
	Passed	18 275	14 039	12 615	64.7	59.5	60.1	0.6
<b>Civil Tech.</b>	Wrote	717	654					
	Passed	664	613		92.6	93.7		
<b>Civil Tech. (Civil Services)</b>	Wrote			10				
	Passed			10			100.0	100.0
<b>Civil Tech. (Construction)</b>	Wrote			555				
	Passed			538			96.9	96.9
<b>Civil Tech. (Woodworking)</b>	Wrote			283				
	Passed			278			98.2	98.2
<b>Computer Applications Tech.</b>	Wrote	4 085	3 712	3 455				
	Passed	3 526	3 229	3 024	86.3	87.0	87.5	0.5
<b>Consumer Studies</b>	Wrote	4 619	4 168	4 070				
	Passed	4 431	3 993	3 932	95.9	95.8	96.6	0.8
<b>Dance Studies</b>	Wrote	22	43	29				
	Passed	22	43	29	100.0	100.0	100.0	
<b>Design</b>	Wrote	105	79	104				
	Passed	105	79	103	100.0	100.0	99.0	-1.0
<b>Dramatic Arts</b>	Wrote	331	353	384				
	Passed	331	353	383	100.0	100.0	99.7	-0.3
<b>Economics</b>	Wrote	21 865	17 324	14 727				
	Passed	11 925	10 412	10 255	54.5	60.1	69.6	9.5
<b>Electrical Tech.</b>	Wrote	730	638					
	Passed	700	603		95.9	94.5		
<b>Electrical Tech. (Digital Systems)</b>	Wrote			50				
	Passed			37			74.0	74.0



Subject Name	Values	Year						Difference 2018-2017
		'2016	'2017	'2018	'2016	'2017	'2018	
<b>Electrical Tech. (Electronics)</b>	Wrote			81				
	Passed			80			98.8	98.8
<b>Electrical Tech. (Power Systems)</b>	Wrote			660				
	Passed			591			89.5	89.5
<b>Engineering Graphics &amp; Design</b>	Wrote	2 625	2 488	2 965				
	Passed	2 469	2 294	2 757	94.1	92.2	93.0	0.8
<b>English 1st Additional</b>	Wrote	79 932	71 006	70 783				
	Passed	76 761	67 018	68 318	96.0	94.4	96.5	2.1
<b>French 2nd Additional</b>	Wrote	8	14	13				
	Passed	8	14	13	100.0	100.0	100.0	
<b>Geography</b>	Wrote	34 808	29 894	29 046				
	Passed	24 118	20 867	20 705	69.3	69.8	71.3	1.5
<b>German 2nd Additional</b>	Wrote	3	2	1				
	Passed	3	2	1	100.0	100.0	100.0	
<b>History</b>	Wrote	23 255	20 566	21 026				
	Passed	17 409	16 328	17 783	74.9	79.4	84.6	5.2
<b>Hospitality Studies</b>	Wrote	968	676	577				
	Passed	901	643	547	93.1	95.1	94.8	-0.3
<b>Information Tech.</b>	Wrote	288	223	264				
	Passed	273	195	241	94.8	87.4	91.3	3.8
<b>IsiXhosa 1st Additional</b>	Wrote	1 311	1 443	1 565				
	Passed	1 311	1 440	1 564	100.0	99.8	99.9	0.1
<b>IsiXhosa 2nd Additional</b>	Wrote		4					
	Passed		4			100.0		
<b>Isizulu 1st Additional</b>	Wrote		1					
	Passed		1			100.0		
<b>Life Orientation</b>	Wrote	90 068	81 055	81 820				
	Passed	89 502	80 790	81 494	99.4	99.7	99.6	-0.1
<b>Life Sciences</b>	Wrote	50 142	44 386	44 153				
	Passed	30 932	30 412	32 262	61.7	68.5	73.1	4.6
<b>Maritime Economics</b>	Wrote			28				
	Passed			28			100.0	100.0
<b>Mathematical Literacy</b>	Wrote	44 746	34 609	30 031				
	Passed	25 088	22 274	19 345	56.1	64.4	64.4	0.1
<b>Mathematics</b>	Wrote	39 452	35 994	36 449				
	Passed	14 794	15 221	16 576	37.5	42.3	45.5	3.2
<b>Mechanical Tech.</b>	Wrote	636	492					
	Passed	567	460		89.2	93.5		
<b>Mechanical Tech. (Automotive)</b>	Wrote			310				
	Passed			282			91.0	91.0
<b>Mechanical Tech. (Fitting &amp; Machine)</b>	Wrote			201				
	Passed			197			98.0	98.0
<b>Mechanical Tech. (Welding and Metal)</b>	Wrote			201				

Subject Name	Values	Year						Difference 2018-2017
		'2016	'2017	'2018	'2016	'2017	'2018	
	Passed			191			95.0	95.0
<b>Music</b>	Wrote	335	313	294				
	Passed	325	310	292	97.0	99.0	99.3	0.3
<b>Nautical Science</b>	Wrote			28				
	Passed			16			57.1	57.1
<b>Physical Sciences</b>	Wrote	27 449	24 805	24 939				
	Passed	13 617	14 221	16 582	49.6	57.3	66.5	9.2
<b>Religion Studies</b>	Wrote	904	775	844				
	Passed	795	644	763	87.9	83.1	90.4	7.3
<b>Sesotho 1st Additional</b>	Wrote	1						
	Passed	1			100.0			
<b>Spanish 2nd Additional</b>	Wrote	1	1	1				
	Passed	1	1	1	100.0	100.0	100.0	
<b>Technical Mathematics</b>	Wrote			1 403				
	Passed			584			41.6	41.6
<b>Technical Sciences</b>	Wrote			1 447				
	Passed			1 255			86.7	86.7
<b>Tourism</b>	Wrote	19 789	15 982	14 387				
	Passed	18 848	15 236	13 805	95.2	95.3	96.0	0.6
<b>Visual Arts</b>	Wrote	338	302	313				
	Passed	306	296	302	90.5	98.0	96.5	-1.5
<b>Afrikaans Home</b>	Wrote	4 557	4 181	4 306				
	Passed	4 031	3 414	3 527	88.5	81.7	81.9	0.3
<b>English Home</b>	Wrote	8 500	8 049	8 560				
	Passed	7 980	7 334	7 906	93.9	91.1	92.4	1.2
<b>IsiXhosa Home</b>	Wrote	74 466	66 142	65 617				
	Passed	74 290	65 977	65 428	99.8	99.8	99.7	0.0
<b>Isizulu Home</b>	Wrote	5	8	6				
	Passed	4	8	6	80.0	100.0	100.0	
<b>Sesotho Home</b>	Wrote	1 852	1 540	1 660				
	Passed	1 837	1 529	1 648	99.2	99.3	99.3	0.0
<b>South African Sign Home</b>	Wrote			13				
	Passed			11			84.6	84.6



## SUBJECT ANALYSIS: CLUSTER A

### SUBJECTS EXCLUDING HOME LANGUAGES (CLUSTER A)

Subject Name	Values	Year						Difference 2018-2017
		'2016	'2017	'2018	'2016	'2017	'2018	
<b>Accounting</b>	Wrote	8 065	6 546	5 856				
	Passed	4 851	4 100	4 349	60.1	62.6	74.3	11.6
<b>Afrikaans 1st Additional</b>	Wrote	707	686	646				
	Passed	624	641	584	88.3	93.4	90.4	-3.0
<b>Agricultural Management Practices</b>	Wrote	139	155	223				
	Passed	133	154	208	95.7	99.4	93.3	-6.1
<b>Agricultural Sciences</b>	Wrote	13 772	12 370	12 480				
	Passed	10 025	9 322	9 630	72.8	75.4	77.2	1.8
<b>Business Studies</b>	Wrote	11 249	9 161	8 099				
	Passed	7 254	5 526	5 218	64.5	60.3	64.4	4.1
<b>Civil Tech.</b>	Wrote	385	353					
	Passed	342	321		88.8	90.9		
<b>Civil Tech. (Civil Services)</b>	Wrote			10				
	Passed			10			100.0	100.0
<b>Civil Tech. (Construction)</b>	Wrote			325				
	Passed			310			95.4	95.4
<b>Civil Tech. (Woodworking)</b>	Wrote			141				
	Passed			136			96.5	96.5
<b>Computer Applications Tech.</b>	Wrote	877	720	720				
	Passed	751	607	637	85.6	84.3	88.5	4.2
<b>Consumer Studies</b>	Wrote	1 654	1 338	1 302				
	Passed	1 551	1 255	1 203	93.8	93.8	92.4	-1.4
<b>Dance Studies</b>	Wrote	15	25	19				
	Passed	15	25	19	100.0	100.0	100.0	
<b>Design</b>	Wrote	23	11	18				
	Passed	23	11	18	100.0	100.0	100.0	
<b>Dramatic Arts</b>	Wrote	88	100	139				
	Passed	88	100	138	100.0	100.0	99.3	-0.7
<b>Economics</b>	Wrote	11 093	8 911	7 674				
	Passed	6 276	5 659	5 744	56.6	63.5	74.9	11.3
<b>Electrical Tech.</b>	Wrote	384	356					
	Passed	361	331		94.0	93.0		
<b>Electrical Tech. (Digital Systems)</b>	Wrote			32				
	Passed			19			59.4	59.4
<b>Electrical Tech. (Electronics)</b>	Wrote			31				
	Passed			30			96.8	96.8
<b>Electrical Tech. (Power Systems)</b>	Wrote			336				
	Passed			292			86.9	86.9
<b>Engineering Graphics &amp; Design</b>	Wrote	1 088	1 085	1 253				
	Passed	1 001	999	1 148	92.0	92.1	91.6	-0.5

Subject Name	Values	Year						Difference 2018-2017
		'2016	'2017	'2018	'2016	'2017	'2018	
English 1st Additional	Wrote	42 861	38 506	38 922				
	Passed	40 983	36 212	37 454	95.6	94.0	96.2	2.2
Geography	Wrote	19 577	16 446	16 420				
	Passed	13 785	11 839	11 805	70.4	72.0	71.9	-0.1
History	Wrote	10 192	9 120	9 114				
	Passed	7 574	7 207	7 610	74.3	79.0	83.5	4.5
Hospitality Studies	Wrote	246	199	142				
	Passed	195	179	130	79.3	89.9	91.5	1.6
Information Tech.	Wrote	49	50	49				
	Passed	36	40	34	73.5	80.0	69.4	-10.6
IsiXhosa 1st Additional	Wrote	25	55	62				
	Passed	25	55	62	100.0	100.0	100.0	
Isizulu 1st Additional	Wrote		1					
	Passed		1			100.0		
Life Orientation	Wrote	44 518	40 416	41 000				
	Passed	44 285	40 378	40 927	99.5	99.9	99.8	-0.1
Life Sciences	Wrote	26 793	23 657	23 817				
	Passed	16 734	16 583	17 757	62.5	70.1	74.6	4.5
Mathematical Literacy	Wrote	17 410	13 074	10 845				
	Passed	8 609	7 824	6 550	49.4	59.8	60.4	0.6
Mathematics	Wrote	23 689	20 802	21 466				
	Passed	8 240	8 472	9 307	34.8	40.7	43.4	2.6
Mechanical Tech.	Wrote	263	180					
	Passed	220	173		83.7	96.1		
Mechanical Tech. (Automotive)	Wrote			135				
	Passed			120			88.9	88.9
Mechanical Tech. (Fitting & Machine)	Wrote			42				
	Passed			40			95.2	95.2
Mechanical Tech. (Welding and Metal)	Wrote			99				
	Passed			94			94.9	94.9
Music	Wrote	112	102	68				
	Passed	112	102	68	100.0	100.0	100.0	
Physical Sciences	Wrote	16 272	14 442	14 745				
	Passed	7 828	8 301	9 817	48.1	57.5	66.6	9.1
Religion Studies	Wrote	401	306	255				
	Passed	336	263	251	83.8	85.9	98.4	12.5
Spanish 2nd Additional	Wrote		1					
	Passed		1			100.0		
Technical Mathematics	Wrote			673				
	Passed			303			45.0	45.0
Technical Sciences	Wrote			672				
	Passed			550			81.8	81.8
Tourism	Wrote	6 510	5 476	4 725				
	Passed	6 271	5 259	4 600	96.3	96.0	97.4	1.3

		Year						Difference 2018-2017
Subject Name	Values	'2016	'2017	'2018	'2016	'2017	'2018	
Visual Arts	Wrote	44	33	26				
	Passed	41	32	26	93.2	97.0	100.0	3.0

#### HOME LANGUAGES (CLUSTER A)

		Year						Difference 2018-2017
Subject Name	Values	'2016	'2017	'2018	'2016	'2017	'2018	
Afrikaans Home	Wrote	120	132	139				
	Passed	105	109	112	87.5	82.6	80.6	-2.0
English Home	Wrote	795	814	767				
	Passed	727	693	695	91.4	85.1	90.6	5.5
IsiXhosa Home	Wrote	41 173	37 082	37 316				
	Passed	41 090	37 007	37 218	99.8	99.8	99.7	-0.1
Isizulu Home	Wrote	5	8	6				
	Passed	4	8	6	80.0	100.0	100.0	
Sesotho Home	Wrote	1 844	1 536	1 651				
	Passed	1 829	1 525	1 639	99.2	99.3	99.3	0.0
South African Sign Home	Wrote			3				
	Passed			3			100.0	100.0

## SUBJECTS EXCLUDING HOME LANGUAGES (CLUSTER B)

Subject Name	Values	Year						Difference 2018- 2017
		'2016	'2017	'2018	'2016	'2017	'2018	
<b>Accounting</b>	Wrote	8 289	6 571	5 762				
	Passed	5 261	3 993	4 111	63.5	60.8	71.3	10.6
<b>Afrikaans 1st Additional</b>	Wrote	5 809	5 326	5 695				
	Passed	5 467	5 122	5 489	94.1	96.2	96.4	0.2
<b>Afrikaans 2nd Additional</b>	Wrote	202	204	201				
	Passed	199	198	195	98.5	97.1	97.0	0.0
<b>Agricultural Management Practices</b>	Wrote	147	145	114				
	Passed	132	138	109	89.8	95.2	95.6	0.4
<b>Agricultural Sciences</b>	Wrote	9 114	7 874	7 954				
	Passed	6 336	5 356	5 624	69.5	68.0	70.7	2.7
<b>Agricultural Tech.</b>	Wrote	26	20	16				
	Passed	26	20	15	100.0	100.0	93.8	-6.3
<b>Arabic 2nd Additional</b>	Wrote	11	18	19				
	Passed	10	18	19	90.9	100.0	100.0	
<b>Business Studies</b>	Wrote	16 998	14 424	12 877				
	Passed	11 021	8 513	7 397	64.8	59.0	57.4	-1.6
<b>Civil Tech.</b>	Wrote	332	301					
	Passed	322	292		97.0	97.0		
<b>Civil Tech. (Civil Services)</b>	Wrote							
	Passed							
<b>Civil Tech. (Construction)</b>	Wrote			230				
	Passed			228			99.1	99.1
<b>Civil Tech. (Woodworking)</b>	Wrote			142				
	Passed			142			100.0	100.0
<b>Computer Applications Tech.</b>	Wrote	3 208	2 992	2 735				
	Passed	2 775	2 622	2 387	86.5	87.6	87.3	-0.4
<b>Consumer Studies</b>	Wrote	2 965	2 830	2 768				
	Passed	2 880	2 738	2 729	97.1	96.7	98.6	1.8
<b>Dance Studies</b>	Wrote	7	18	10				
	Passed	7	18	10	100.0	100.0	100.0	
<b>Design</b>	Wrote	82	68	86				
	Passed	82	68	85	100.0	100.0	98.8	-1.2
<b>Dramatic Arts</b>	Wrote	243	253	245				
	Passed	243	253	245	100.0	100.0	100.0	
<b>Economics</b>	Wrote	10 772	8 413	7 053				
	Passed	5 649	4 753	4 511	52.4	56.5	64.0	7.5
<b>Electrical Tech.</b>	Wrote	346	282					
	Passed	339	272		98.0	96.5		
<b>Electrical Tech. (Digital Systems)</b>	Wrote			18				
	Passed			18			100.0	100.0
<b>Electrical Tech. (Electronics)</b>	Wrote			50				
	Passed			50			100.0	100.0

Subject Name	Values	Year						Difference 2018-2017
		'2016	'2017	'2018	'2016	'2017	'2018	
Electrical Tech. (Power Systems)	Wrote			324				
	Passed			299			92.3	92.3
Engineering Graphics & Design	Wrote	1 537	1 403	1 712				
	Passed	1 468	1 295	1 609	95.5	92.3	94.0	1.7
English 1st Additional	Wrote	37 071	32 500	31 861				
	Passed	35 778	30 806	30 864	96.5	94.8	96.9	2.1
French 2nd Additional	Wrote	8	14	13				
	Passed	8	14	13	100.0	100.0	100.0	
Geography	Wrote	15 231	13 448	12 626				
	Passed	10 333	9 028	8 900	67.8	67.1	70.5	3.4
German 2nd Additional	Wrote	3	2	1				
	Passed	3	2	1	100.0	100.0	100.0	
History	Wrote	13 063	11 446	11 912				
	Passed	9 835	9 121	10 173	75.3	79.7	85.4	5.7
Hospitality Studies	Wrote	722	477	435				
	Passed	706	464	417	97.8	97.3	95.9	-1.4
Information Tech.	Wrote	239	173	215				
	Passed	237	155	207	99.2	89.6	96.3	6.7
IsiXhosa 1st Additional	Wrote	1 286	1 388	1 503				
	Passed	1 286	1 385	1 502	100.0	99.8	99.9	0.1
IsiXhosa 2nd Additional	Wrote		4					
	Passed		4			100.0		
Life Orientation	Wrote	45 550	40 639	40 820				
	Passed	45 217	40 412	40 567	99.3	99.4	99.4	-0.1
Life Sciences	Wrote	23 349	20 729	20 336				
	Passed	14 198	13 829	14 505	60.8	66.7	71.3	4.6
Maritime Economics	Wrote			28				
	Passed			28			100.0	100.0
Mathematical Literacy	Wrote	27 336	21 535	19 186				
	Passed	16 479	14 450	12 795	60.3	67.1	66.7	-0.4
Mathematics	Wrote	15 763	15 192	14 983				
	Passed	6 554	6 749	7 269	41.6	44.4	48.5	4.1
Mechanical Tech.	Wrote	373	312					
	Passed	347	287		93.0	92.0		
Mechanical Tech. (Automotive)	Wrote			175				
	Passed			162			92.6	92.6
Mechanical Tech. (Fitting & Machine)	Wrote			159				
	Passed			157			98.7	98.7
Mechanical Tech. (Welding and Metal)	Wrote			102				
	Passed			97			95.1	95.1
Music	Wrote	223	211	226				
	Passed	213	208	224	95.5	98.6	99.1	0.5
Nautical Science	Wrote			28				
	Passed			16			57.1	57.1
Physical Sciences	Wrote	11 177	10 363	10 194				

Subject Name	Values	Year						Difference e 2018- 2017
		'2016	'2017	'2018	'2016	'2017	'2018	
	Passed	5 789	5 920	6 765	51.8	57.1	66.4	9.2
<b>Religion Studies</b>	Wrote	503	469	589				
	Passed	459	381	512	91.3	81.2	86.9	5.7
<b>Sesotho 1st Additional</b>	Wrote	1						
	Passed	1			100.0			
<b>Spanish 2nd Additional</b>	Wrote	1		1				
	Passed	1		1	100.0		100.0	100.0
<b>Technical Mathematics</b>	Wrote			730				
	Passed			281			38.5	38.5
<b>Technical Sciences</b>	Wrote			775				
	Passed			705			91.0	91.0
<b>Tourism</b>	Wrote	13 279	10 506	9 662				
	Passed	12 577	9 977	9 205	94.7	95.0	95.3	0.3
<b>Visual Arts</b>	Wrote	294	269	287				
	Passed	265	264	276	90.1	98.1	96.2	-2.0

## HOME LANGUAGES

Subject Name	Values	Year						Difference e 2018- 2017
		'2016	'2017	'2018	'2016	'2017	'2018	
<b>Afrikaans Home</b>	Wrote	4 437	4 049	4 167				
	Passed	3 926	3 305	3 415	88.5	81.6	82.0	0.3
<b>English Home</b>	Wrote	7 705	7 235	7 793				
	Passed	7 253	6 641	7 211	94.1	91.8	92.5	0.7
<b>IsiXhosa Home</b>	Wrote	33 293	29 060	28 301				
	Passed	33 200	28 970	28 210	99.7	99.7	99.7	0.0
<b>Sesotho Home</b>	Wrote	8	4	9				
	Passed	8	4	9	100.0	100.0	100.0	
<b>South African Sign Home</b>	Wrote			10				
	Passed			8			80.0	80.0

## ALFRED NZO EAST

Subject Name	Values	Year						Difference 2018- 2017
		'2016	'2017	'2018	'2016	'2017	'2018	
<b>Accounting</b>	Wrote	1 033	777	743				
	Passed	602	453	537	58.3	58.3	72.3	14.0
<b>Agricultural Sciences</b>	Wrote	1 437	1 287	1 280				
	Passed	1 117	1 002	1 125	77.7	77.9	87.9	10.0
<b>Business Studies</b>	Wrote	1 537	1 184	980				
	Passed	1 016	618	640	66.1	52.2	65.3	13.1
<b>Civil Tech.</b>	Wrote	78	57					
	Passed	71	47		91.0	82.5		
<b>Civil Tech. (Construction)</b>	Wrote			96				
	Passed			94			97.9	97.9
<b>Computer Applications Tech.</b>	Wrote	78	57	40				
	Passed	60	31	36	76.9	54.4	90.0	35.6
<b>Consumer Studies</b>	Wrote	147	146	133				
	Passed	142	134	126	96.6	91.8	94.7	3.0
<b>Dramatic Arts</b>	Wrote	46	46	51				
	Passed	46	46	50	100.0	100.0	98.0	-2.0
<b>Economics</b>	Wrote	1 683	1 239	1 050				
	Passed	952	707	753	56.6	57.1	71.7	14.7
<b>Electrical Tech.</b>	Wrote	62	53					
	Passed	58	48		93.5	90.6		
<b>Electrical Tech. (Power Systems)</b>	Wrote			58				
	Passed			51			87.9	87.9
<b>Engineering Graphics &amp; Design</b>	Wrote	163	153	222				
	Passed	140	133	200	85.9	86.9	90.1	3.2
<b>English 1st Additional</b>	Wrote	4 818	4 564	4 192				
	Passed	4 558	4 267	4 005	94.6	93.5	95.5	2.0
<b>Geography</b>	Wrote	1 983	1 683	1 602				
	Passed	1 395	1 094	1 068	70.3	65.0	66.7	1.7
<b>History</b>	Wrote	849	871	778				
	Passed	663	643	645	78.1	73.8	82.9	9.1
<b>Hospitality Studies</b>	Wrote	4	3	7				
	Passed	4	3	7	100.0	100.0	100.0	
<b>Life Orientation</b>	Wrote	4 879	4 698	4 350				
	Passed	4 864	4 691	4 318	99.7	99.9	99.3	-0.6
<b>Life Sciences</b>	Wrote	2 629	2 533	2 263				
	Passed	1 612	1 607	1 601	61.3	63.4	70.7	7.3
<b>Mathematical Literacy</b>	Wrote	2 098	1 605	1 314				
	Passed	1 080	1 001	801	51.5	62.4	61.0	-1.4
<b>Mathematics</b>	Wrote	2 690	2 187	2 165				
	Passed	944	1 053	1 146	35.1	48.1	52.9	4.8
<b>Mechanical Tech.</b>	Wrote	59	43					
	Passed	55	41		93.2	95.3		

Subject Name	Values	Year						Difference 2018- 2017
		'2016	'2017	'2018	'2016	'2017	'2018	
<b>Mechanical Tech. (Automotive)</b>	Wrote			35				85.7
	Passed			30			85.7	
<b>Mechanical Tech. (Fitting &amp; Machine)</b>	Wrote			16				93.8
	Passed			15			93.8	
<b>Mechanical Tech. (Welding and Metal)</b>	Wrote			22				100.0
	Passed			22			100.0	
<b>Physical Sciences</b>	Wrote	1 863	1 604	1 468				6.7
	Passed	861	988	1 002	46.2	61.6	68.3	
<b>Technical Mathematics</b>	Wrote			117				53.8
	Passed			63			53.8	
<b>Technical Sciences</b>	Wrote			124				86.3
	Passed			107			86.3	
<b>Tourism</b>	Wrote	785	803	570				1.7
	Passed	722	743	537	92.0	92.5	94.2	

### HOME LANGUAGES

Subject Name	Values	Year			'2016	'2017	'2018	Difference 2018-2017
		'2016	'2017	'2018				
<b>IsiXhosa Home</b>	Wrote	4 825	4 572	4 210				0.1
	Passed	4 822	4 562	4 205	99.9	99.8	99.9	



## ALFRED NZO WEST

Subject Name	Values	Year						Difference 2018-2017
		'2016	'2017	'2018	'2016	'2017	'2018	
<b>Accounting</b>	Wrote	1 654	1 356	1 185				
	Passed	1 061	814	898	64.1	60.0	75.8	15.8
<b>Afrikaans 1st Additional</b>	Wrote	133	117	142				
	Passed	108	109	124	81.2	93.2	87.3	-5.8
<b>Agricultural Management Practices</b>	Wrote	39	84	114				
	Passed	33	83	109	84.6	98.8	95.6	-3.2
<b>Agricultural Sciences</b>	Wrote	3 124	2 794	2 848				
	Passed	2 304	2 101	2 076	73.8	75.2	72.9	-2.3
<b>Business Studies</b>	Wrote	2 078	1 676	1 398				
	Passed	1 481	1 014	1 026	71.3	60.5	73.4	12.9
<b>Civil Tech.</b>	Wrote	32	31					
	Passed	31	28		96.9	90.3		
<b>Civil Tech. (Construction)</b>	Wrote			47				
	Passed			47			100.0	100.0
<b>Civil Tech. (Woodworking)</b>	Wrote			2				
	Passed			2			100.0	100.0
<b>Computer Applications Tech.</b>	Wrote	147	155	184				
	Passed	118	137	172	80.3	88.4	93.5	5.1
<b>Consumer Studies</b>	Wrote	390	292	270				
	Passed	382	283	267	97.9	96.9	98.9	2.0
<b>Economics</b>	Wrote	2 274	1 947	1 631				
	Passed	1 387	1 274	1 232	61.0	65.4	75.5	10.1
<b>Electrical Tech.</b>	Wrote	102	89					
	Passed	99	87		97.1	97.8		
<b>Electrical Tech. (Power Systems)</b>	Wrote			63				
	Passed			59			93.7	93.7
<b>Engineering Graphics &amp; Design</b>	Wrote	200	203	195				
	Passed	198	193	189	99.0	95.1	96.9	1.8
<b>English 1st Additional</b>	Wrote	8 000	7 101	7 363				
	Passed	7 798	6 789	7 183	97.5	95.6	97.6	1.9
<b>Geography</b>	Wrote	3 115	2 597	2 739				
	Passed	2 316	1 972	2 017	74.3	75.9	73.6	-2.3
<b>History</b>	Wrote	2 044	1 780	1 881				
	Passed	1 550	1 459	1 697	75.8	82.0	90.2	8.3
<b>IsiXhosa 1st Additional</b>	Wrote	12	51	50				
	Passed	12	51	50	100.0	100.0	100.0	
<b>Isizulu 1st Additional</b>	Wrote		1					
	Passed		1			100.0		
<b>Life Orientation</b>	Wrote	8 307	7 441	7 791				
	Passed	8 298	7 440	7 786	99.9	100.0	99.9	-0.1
<b>Life Sciences</b>	Wrote	4 733	4 194	4 342				
	Passed	3 084	2 958	3 222	65.2	70.5	74.2	3.7

Subject Name	Values	Year						Difference 2018-2017
		'2016	'2017	'2018	'2016	'2017	'2018	
<b>Mathematical Literacy</b>	Wrote	3 658	2 874	2 226				
	Passed	1 987	1 747	1 368	54.3	60.8	61.5	0.7
<b>Mathematics</b>	Wrote	3 858	3 435	3 963				
	Passed	1 212	1 139	1 516	31.4	33.2	38.3	5.1
<b>Mechanical Tech.</b>	Wrote	37	20					
	Passed	31	20		83.8	100.0		
<b>Mechanical Tech. (Automotive)</b>	Wrote			7				
	Passed			6			85.7	85.7
<b>Mechanical Tech. (Fitting &amp; Machine)</b>	Wrote			9				
	Passed			9			100.0	100.0
<b>Mechanical Tech. (Welding and Metal)</b>	Wrote			1				
	Passed			1			100.0	100.0
<b>Music</b>	Wrote	21	10	15				
	Passed	21	10	15	100.0	100.0	100.0	
<b>Physical Sciences</b>	Wrote	2 810	2 544	2 790				
	Passed	1 281	1 357	1 780	45.6	53.3	63.8	10.5
<b>Technical Mathematics</b>	Wrote			58				
	Passed			12			20.7	20.7
<b>Technical Sciences</b>	Wrote			58				
	Passed			46			79.3	79.3
<b>Tourism</b>	Wrote	1 732	1 591	1 413				
	Passed	1 703	1 522	1 392	98.3	95.7	98.5	2.9
<b>Visual Arts</b>	Wrote	21	17					
	Passed	18	16		85.7	94.1		

## HOME LANGUAGES

Subject Name	Values	Year						Difference 2018-2017
		'2016	'2017	'2018	'2016	'2017	'2018	
<b>Afrikaans Home</b>	Wrote	6	7	3				
	Passed	6	7	3	100.0	100.0	100.0	
<b>English Home</b>	Wrote	149	171	191				
	Passed	139	151	175	93.3	88.3	91.6	3.3
<b>IsiXhosa Home</b>	Wrote	7 159	6 335	6 560				
	Passed	7 149	6 332	6 538	99.9	100.0	99.7	-0.3
<b>Isizulu Home</b>	Wrote	5	8	6				
	Passed	4	8	6	80.0	100.0	100.0	
<b>Sesotho Home</b>	Wrote	902	782	819				
	Passed	895	780	817	99.2	99.7	99.8	0.0

## AMATHOLE EAST

Subject Name	Values	Year						Difference 2018-2017
		'2016	'2017	'2018	'2016	'2017	'2018	
<b>Accounting</b>	Wrote	2 260	1 723	1 495				
	Passed	1 436	1 132	1 092	63.5	65.7	73.0	7.3
<b>Afrikaans 1st Additional</b>	Wrote	70	50	46				
	Passed	54	43	45	77.1	86.0	97.8	11.8
<b>Agricultural Management Practices</b>	Wrote		27	24				
	Passed		27	22		100.0	91.7	-8.3
<b>Agricultural Sciences</b>	Wrote	3 285	3 034	3 048				
	Passed	2 263	2 092	2 392	68.9	69.0	78.5	9.5
<b>Business Studies</b>	Wrote	2 834	2 303	1 977				
	Passed	1 776	1 243	1 226	62.7	54.0	62.0	8.0
<b>Civil Tech.</b>	Wrote	96	97					
	Passed	87	93		90.6	95.9		
<b>Civil Tech. (Construction)</b>	Wrote			84				
	Passed			84			100.0	100.0
<b>Civil Tech. (Woodworking)</b>	Wrote			25				
	Passed			25			100.0	100.0
<b>Computer Applications Tech.</b>	Wrote	233	282	183				
	Passed	161	166	80	69.1	58.9	43.7	-15.1
<b>Consumer Studies</b>	Wrote	347	246	307				
	Passed	343	238	299	98.8	96.7	97.4	0.6
<b>Design</b>	Wrote	6	2	8				
	Passed	6	2	7	100.0	100.0	87.5	-12.5
<b>Economics</b>	Wrote	3 407	2 663	2 214				
	Passed	1 939	1 571	1 537	56.9	59.0	69.4	10.4
<b>Electrical Tech.</b>	Wrote	90	66					
	Passed	86	63		95.6	95.5		
<b>Electrical Tech. (Power Systems)</b>	Wrote			107				
	Passed			101			94.4	94.4
<b>Engineering Graphics &amp; Design</b>	Wrote	219	187	274				
	Passed	215	178	270	98.2	95.2	98.5	3.4
<b>English 1st Additional</b>	Wrote	9 392	8 575	8 254				
	Passed	8 823	7 682	7 835	93.9	89.6	94.9	5.3
<b>Geography</b>	Wrote	2 958	2 760	2 395				
	Passed	2 116	1 807	1 737	71.5	65.5	72.5	7.1
<b>History</b>	Wrote	2 319	2 100	2 010				
	Passed	1 633	1 432	1 670	70.4	68.2	83.1	14.9
<b>Hospitality Studies</b>	Wrote	8						
	Passed	8			100.0			
<b>Information Tech.</b>	Wrote	35	16	30				
	Passed	35	11	27	100.0	68.8	90.0	21.3
<b>IsiXhosa 1st Additional</b>	Wrote	124	102	139				
	Passed	124	102	139	100.0	100.0	100.0	

Subject Name	Values	Year						Difference 2018-2017
		'2016	'2017	'2018	'2016	'2017	'2018	
Life Orientation	Wrote	10 040	9 039	8 936				
	Passed	10 022	9 027	8 934	99.8	99.9	100.0	0.1
Life Sciences	Wrote	6 127	5 451	5 221				
	Passed	3 562	3 435	3 864	58.1	63.0	74.0	11.0
Mathematical Literacy	Wrote	3 824	2 790	2 247				
	Passed	1 605	1 426	1 198	42.0	51.1	53.3	2.2
Mathematics	Wrote	5 393	5 058	4 815				
	Passed	1 428	1 594	1 821	26.5	31.5	37.8	6.3
Mechanical Tech.	Wrote	32	22					
	Passed	29	22		90.6	100.0		
Mechanical Tech. (Automotive)	Wrote			38				
	Passed			30			78.9	78.9
Mechanical Tech. (Welding and Metal)	Wrote			9				
	Passed			9			100.0	100.0
Music	Wrote	47	33	52				
	Passed	47	33	52	100.0	100.0	100.0	
Physical Sciences	Wrote	3 593	3 417	3 310				
	Passed	1 539	1 751	2 085	42.8	51.2	63.0	11.7
Technical Mathematics	Wrote			174				
	Passed			84			48.3	48.3
Technical Sciences	Wrote			176				
	Passed			155			88.1	88.1
Tourism	Wrote	1 095	907	788				
	Passed	1 050	829	754	95.9	91.4	95.7	4.3
Visual Arts	Wrote	42	36	37				
	Passed	30	31	30	71.4	86.1	81.1	-5.0

## HOME LANGUAGES

Subject Name	Values	Year						Difference 2018-2017
		'2016	'2017	'2018	'2016	'2017	'2018	
English Home	Wrote	336	153	315				
	Passed	296	125	264	88.1	81.7	83.8	2.1
IsiXhosa Home	Wrote	9 614	8 638	8 406				
	Passed	9 599	8 607	8 383	99.8	99.6	99.7	0.1

## AMATHOLE WEST

Subject Name	Values	Year						Difference 2018-2017
		'2016	'2017	'2018	'2016	'2017	'2018	
<b>Accounting</b>	Wrote	583	405	359				
	Passed	323	188	201	55.4	46.4	56.0	9.6
<b>Afrikaans 1st Additional</b>	Wrote	216	180	196				
	Passed	193	172	181	89.4	95.6	92.3	-3.2
<b>Agricultural Management Practices</b>	Wrote	59	40	37				
	Passed	59	40	36	100.0	100.0	97.3	-2.7
<b>Agricultural Sciences</b>	Wrote	2 533	2 296	2 126				
	Passed	1 720	1 545	1 329	67.9	67.3	62.5	-4.8
<b>Agricultural Tech.</b>	Wrote	16	8	7				
	Passed	16	8	7	100.0	100.0	100.0	
<b>Business Studies</b>	Wrote	1 339	1 039	904				
	Passed	766	485	440	57.2	46.7	48.7	2.0
<b>Civil Tech.</b>	Wrote	22	26					
	Passed	22	26		100.0	100.0		
<b>Civil Tech. (Construction)</b>	Wrote			10				
	Passed			10			100.0	100.0
<b>Civil Tech. (Woodworking)</b>	Wrote			19				
	Passed			19			100.0	100.0
<b>Computer Applications Tech.</b>	Wrote	109	70	65				
	Passed	71	61	51	65.1	87.1	78.5	-8.7
<b>Consumer Studies</b>	Wrote	134	131	120				
	Passed	116	119	114	86.6	90.8	95.0	4.2
<b>Economics</b>	Wrote	1 062	868	705				
	Passed	488	429	393	46.0	49.4	55.7	6.3
<b>Electrical Tech.</b>	Wrote	12	21					
	Passed	11	21		91.7	100.0		
<b>Electrical Tech. (Power Systems)</b>	Wrote			22				
	Passed			22			100.0	100.0
<b>Engineering Graphics &amp; Design</b>	Wrote	62	68	77				
	Passed	60	65	75	96.8	95.6	97.4	1.8
<b>English 1st Additional</b>	Wrote	4 639	4 110	3 715				
	Passed	4 463	3 885	3 565	96.2	94.5	96.0	1.4
<b>Geography</b>	Wrote	1 337	1 171	1 174				
	Passed	795	684	663	59.5	58.4	56.5	-1.9
<b>History</b>	Wrote	1 478	1 309	1 326				
	Passed	1 033	986	1 041	69.9	75.3	78.5	3.2
<b>Hospitality Studies</b>	Wrote	103	83	71				
	Passed	101	79	67	98.1	95.2	94.4	-0.8
<b>IsiXhosa 1st Additional</b>	Wrote	30	37	59				
	Passed	30	37	59	100.0	100.0	100.0	
<b>Life Orientation</b>	Wrote	4 970	4 472	4 174				
	Passed	4 895	4 427	4 078	98.5	99.0	97.7	-1.3

Subject Name	Values	Year						Difference 2018-2017
		'2016	'2017	'2018	'2016	'2017	'2018	
Life Sciences	Wrote	2 793	2 619	2 412				
	Passed	1 405	1 449	1 441	50.3	55.3	59.7	4.4
Mathematical Literacy	Wrote	3 651	2 871	2 605				
	Passed	1 783	1 562	1 307	48.8	54.4	50.2	-4.2
Mathematics	Wrote	1 153	1 268	1 183				
	Passed	350	436	401	30.4	34.4	33.9	-0.5
Mechanical Tech.	Wrote	11	11					
	Passed	11	8		100.0	72.7		
Mechanical Tech. (Automotive)	Wrote							
	Passed							
Mechanical Tech. (Fitting & Machine)	Wrote			15				
	Passed			15			100.0	100.0
Physical Sciences	Wrote	839	809	783				
	Passed	358	343	404	42.7	42.4	51.6	9.2
Technical Mathematics	Wrote			47				
	Passed			8			17.0	17.0
Technical Sciences	Wrote			47				
	Passed			31			66.0	66.0
Tourism	Wrote	2 176	1 694	1 462				
	Passed	2 026	1 566	1 305	93.1	92.4	89.3	-3.2

## HOME LANGUAGES

Subject Name	Values	Year						Difference 2018-2017
		'2016	'2017	'2018	'2016	'2017	'2018	
Afrikaans Home	Wrote	81	83	122				
	Passed	56	44	53	69.1	53.0	43.4	-9.6
English Home	Wrote	252	219	255				
	Passed	219	189	228	86.9	86.3	89.4	3.1
IsiXhosa Home	Wrote	4 579	4 061	3 585				
	Passed	4 563	4 045	3 567	99.7	99.6	99.5	-0.1

## BUFFALO CITY

Subject Name	Values	Year						Difference 2018-2017
		'2016	'2017	'2018	'2016	'2017	'2018	
<b>Accounting</b>	Wrote	2 167	1 783	1 630				
	Passed	1 408	1 028	1 142	65.0	57.7	70.1	12.4
<b>Afrikaans 1st Additional</b>	Wrote	1 859	1 776	1 860				
	Passed	1 698	1 663	1 775	91.3	93.6	95.4	1.8
<b>Agricultural Management Practices</b>	Wrote	35	22	15				
	Passed	31	15	13	88.6	68.2	86.7	18.5
<b>Agricultural Sciences</b>	Wrote	1 572	1 082	1 160				
	Passed	1 089	672	756	69.3	62.1	65.2	3.1
<b>Business Studies</b>	Wrote	3 935	3 241	3 210				
	Passed	2 709	2 016	1 960	68.8	62.2	61.1	-1.1
<b>Civil Tech.</b>	Wrote	38	55					
	Passed	38	51		100.0	92.7		
<b>Civil Tech. (Civil Services)</b>	Wrote							
	Passed							
<b>Civil Tech. (Construction)</b>	Wrote			24				
	Passed			23			95.8	95.8
<b>Civil Tech. (Woodworking)</b>	Wrote			49				
	Passed			49			100.0	100.0
<b>Computer Applications Tech.</b>	Wrote	638	635	576				
	Passed	535	523	489	83.9	82.4	84.9	2.5
<b>Consumer Studies</b>	Wrote	749	634	733				
	Passed	745	623	728	99.5	98.3	99.3	1.1
<b>Design</b>	Wrote	11	5	6				
	Passed	11	5	6	100.0	100.0	100.0	
<b>Dramatic Arts</b>	Wrote	123	106	94				
	Passed	123	106	94	100.0	100.0	100.0	
<b>Economics</b>	Wrote	2 419	1 872	1 698				
	Passed	1 372	1 124	1 165	56.7	60.0	68.6	8.6
<b>Electrical Tech.</b>	Wrote	89	75					
	Passed	89	74		100.0	98.7		
<b>Electrical Tech. (Electronics)</b>	Wrote			18				
	Passed			18			100.0	100.0
<b>Electrical Tech. (Power Systems)</b>	Wrote			56				
	Passed			56			100.0	100.0
<b>Engineering Graphics &amp; Design</b>	Wrote	346	375	424				
	Passed	329	331	368	95.1	88.3	86.8	-1.5
<b>English 1st Additional</b>	Wrote	7 892	6 341	6 430				
	Passed	7 602	6 072	6 260	96.3	95.8	97.4	1.6
<b>French 2nd Additional</b>	Wrote			1				
	Passed			1			100.0	100.0
<b>Geography</b>	Wrote	3 723	3 395	3 209				
	Passed	2 575	2 338	2 347	69.2	68.9	73.1	4.3

Subject Name	Values	Year						Difference 2018-2017
		'2016	'2017	'2018	'2016	'2017	'2018	
History	Wrote	3 167	2 768	3 054				
	Passed	2 484	2 312	2 660	78.4	83.5	87.1	3.6
Hospitality Studies	Wrote	246	156	118				
	Passed	240	156	112	97.6	100.0	94.9	-5.1
Information Tech.	Wrote	59	43	53				
	Passed	59	42	51	100.0	97.7	96.2	-1.4
IsiXhosa 1st Additional	Wrote	447	462	566				
	Passed	447	461	565	100.0	99.8	99.8	0.0
Life Orientation	Wrote	10 532	8 890	9 272				
	Passed	10 409	8 839	9 198	98.8	99.4	99.2	-0.2
Life Sciences	Wrote	4 884	4 307	4 365				
	Passed	3 212	2 994	3 177	65.8	69.5	72.8	3.3
Maritime Economics	Wrote			28				
	Passed			28			100.0	100.0
Mathematical Literacy	Wrote	6 619	4 850	4 438				
	Passed	4 308	3 379	3 199	65.1	69.7	72.1	2.4
Mathematics	Wrote	3 349	3 443	3 569				
	Passed	1 757	1 787	1 925	52.5	51.9	53.9	2.0
Mechanical Tech.	Wrote	78	84					
	Passed	77	83		98.7	98.8		
Mechanical Tech. (Automotive)	Wrote			29				
	Passed			29			100.0	100.0
Mechanical Tech. (Fitting & Machine)	Wrote			86				
	Passed			84			97.7	97.7
Mechanical Tech. (Welding and Metal)	Wrote			8				
	Passed			8			100.0	100.0
Music	Wrote	25	37	37				
	Passed	25	37	37	100.0	100.0	100.0	
Nautical Science	Wrote			28				
	Passed			16			57.1	57.1
Physical Sciences	Wrote	2 482	2 367	2 342				
	Passed	1 413	1 428	1 624	56.9	60.3	69.3	9.0
Technical Mathematics	Wrote			159				
	Passed			92			57.9	57.9
Technical Sciences	Wrote			167				
	Passed			159			95.2	95.2
Tourism	Wrote	3 578	2 333	2 117				
	Passed	3 373	2 207	2 040	94.3	94.6	96.4	1.8
Visual Arts	Wrote	71	50	55				
	Passed	59	50	52	83.1	100.0	94.5	-5.5



## HOME LANGUAGES

Subject Name	Values	Year			'2016	'2017	'2018	Difference 2018-2017
		'2016	'2017	'2018				
<b>Afrikaans Home</b>	Wrote	217	180	188	92.6	91.7	93.6	2.0
	Passed	201	165	176				
<b>English Home</b>	Wrote	2 499	2 448	2 613	95.7	91.0	93.2	2.2
	Passed	2 391	2 227	2 435				
<b>IsiXhosa Home</b>	Wrote	7 868	6 349	6 462	99.5	99.6	99.6	0.0
	Passed	7 831	6 324	6 439				
<b>South African Sign Home</b>	Wrote			10			80.0	80.0
	Passed			8				

## CHRIS HANI EAST

Subject Name	Values	Year						Difference 2018-2017
		'2016	'2017	'2018	'2016	'2017	'2018	
<b>Accounting</b>	Wrote	936	829	741				
	Passed	536	497	553	57.3	60.0	74.6	14.7
<b>Afrikaans 1st Additional</b>	Wrote	33	27	25				
	Passed	27	24	19	81.8	88.9	76.0	-12.9
<b>Agricultural Management Practices</b>	Wrote	63	33	72				
	Passed	63	33	63	100.0	100.0	87.5	-12.5
<b>Agricultural Sciences</b>	Wrote	2 026	1 793	1 810				
	Passed	1 365	1 280	1 269	67.4	71.4	70.1	-1.3
<b>Business Studies</b>	Wrote	1 231	1 073	977				
	Passed	695	594	566	56.5	55.4	57.9	2.6
<b>Civil Tech.</b>	Wrote	37	39					
	Passed	30	37		81.1	94.9		
<b>Civil Tech. (Construction)</b>	Wrote			4				
	Passed			4			100.0	100.0
<b>Civil Tech. (Woodworking)</b>	Wrote			17				
	Passed			17			100.0	100.0
<b>Computer Applications Tech.</b>	Wrote	148	85	99				
	Passed	130	69	95	87.8	81.2	96.0	14.8
<b>Consumer Studies</b>	Wrote	290	242	172				
	Passed	243	215	163	83.8	88.8	94.8	5.9
<b>Dramatic Arts</b>	Wrote			21				
	Passed			21			100.0	100.0
<b>Economics</b>	Wrote	1 133	976	865				
	Passed	548	584	634	48.4	59.8	73.3	13.5
<b>Electrical Tech.</b>	Wrote	30	34					
	Passed	24	31		80.0	91.2		
<b>Electrical Tech. (Electronics)</b>	Wrote			7				
	Passed			7			100.0	100.0
<b>Electrical Tech. (Power Systems)</b>	Wrote			30				
	Passed			27			90.0	90.0
<b>Engineering Graphics &amp; Design</b>	Wrote	100	118	95				
	Passed	77	103	94	77.0	87.3	98.9	11.7
<b>English 1st Additional</b>	Wrote	5 279	4 781	4 622				
	Passed	5 047	4 494	4 451	95.6	94.0	96.3	2.3
<b>Geography</b>	Wrote	2 453	2 093	1 956				
	Passed	1 680	1 486	1 396	68.5	71.0	71.4	0.4
<b>History</b>	Wrote	1 102	906	821				
	Passed	704	602	607	63.9	66.4	73.9	7.5
<b>Information Tech.</b>	Wrote	12	20	20				
	Passed	8	11	13	66.7	55.0	65.0	10.0
<b>Life Orientation</b>	Wrote	5 422	4 922	4 752				
	Passed	5 299	4 920	4 746	97.7	100.0	99.9	-0.1

Subject Name	Values	Year						Difference 2018-2017
		'2016	'2017	'2018	'2016	'2017	'2018	
Life Sciences	Wrote	3 659	3 154	3 136	60.3	73.8	77.0	3.2
	Passed	2 206	2 329	2 415				
Mathematical Literacy	Wrote	1 883	1 284	976	47.9	58.3	56.0	-2.3
	Passed	902	749	547				
Mathematics	Wrote	3 165	3 051	2 965	38.4	42.9	46.1	3.2
	Passed	1 216	1 309	1 368				
Mechanical Tech.	Wrote	13	10		38.5	100.0		
	Passed	5	10					
Mechanical Tech. (Automotive)	Wrote			7			100.0	100.0
	Passed			7				
Physical Sciences	Wrote	2 056	1 993	1 869	47.9	56.5	68.9	12.3
	Passed	985	1 127	1 287				
Religion Studies	Wrote	67	58	52	100.0	98.3	100.0	1.7
	Passed	67	57	52				
Technical Mathematics	Wrote			43			39.5	39.5
	Passed			17				
Technical Sciences	Wrote			43			95.3	95.3
	Passed			41				
Tourism	Wrote	382	312	281	96.6	96.5	98.2	1.7
	Passed	369	301	276				
Visual Arts	Wrote	5	7	5	100.0	100.0	100.0	
	Passed	5	7	5				

## HOME LANGUAGES

Subject Name	Values	Year						Difference 2018-2017
		'2016	'2017	'2018	'2016	'2017	'2018	
Afrikaans Home	Wrote	2	1		100.0			
	Passed	2						
English Home	Wrote	37	27	26	83.8	85.2	73.1	-12.1
	Passed	31	23	19				
IsiXhosa Home	Wrote	5 307	4 814	4 637	99.8	99.9	99.7	-0.1
	Passed	5 298	4 807	4 625				

## CHRIS HANI WEST

Subject Name	Values	Year						Difference 2018-2017
		'2016	'2017	'2018	'2016	'2017	'2018	
<b>Accounting</b>	Wrote	936	837	650				
	Passed	577	480	440	61.6	57.3	67.7	10.3
<b>Afrikaans 1st Additional</b>	Wrote	381	325	317				
	Passed	374	310	305	98.2	95.4	96.2	0.8
<b>Afrikaans 2nd Additional</b>	Wrote	55	26	50				
	Passed	54	24	50	98.2	92.3	100	7.7
<b>Agricultural Management Practices</b>	Wrote	53	56	38				
	Passed	42	56	38	79.2	100	100	
<b>Agricultural Sciences</b>	Wrote	1 412	1 217	1 335				
	Passed	1 054	874	956	74.6	71.8	71.6	-0.2
<b>Agricultural Tech.</b>	Wrote	10	12	9				
	Passed	10	12	8	100	100	88.9	-11.1
<b>Business Studies</b>	Wrote	2 256	2 146	1 895				
	Passed	1 416	1 266	1 016	62.8	59.0	53.6	-5.4
<b>Civil Tech.</b>	Wrote	36	12					
	Passed	36	11		100	91.7		
<b>Civil Tech. (Construction)</b>	Wrote			16				
	Passed			16			100	100.0
<b>Civil Tech. (Woodworking)</b>	Wrote			10				
	Passed			10			100	100.0
<b>Computer Applications Tech.</b>	Wrote	379	381	285				
	Passed	308	345	262	81.3	90.6	91.9	1.4
<b>Consumer Studies</b>	Wrote	338	367	351				
	Passed	334	358	348	98.8	97.5	99.1	1.6
<b>Dramatic Arts</b>	Wrote	19	16	23				
	Passed	19	16	23	100	100	100	
<b>Economics</b>	Wrote	1 194	1 129	898				
	Passed	685	660	531	57.4	58.5	59.1	0.7
<b>Electrical Tech.</b>	Wrote	22	15					
	Passed	22	15		100	100		
<b>Electrical Tech. (Power Systems)</b>	Wrote			39				
	Passed			29			74.4	74.4
<b>Engineering Graphics &amp; Design</b>	Wrote	115	97	149				
	Passed	110	87	129	95.7	89.7	86.6	-3.1
<b>English 1st Additional</b>	Wrote	4 771	4 406	4 503				
	Passed	4 632	4 260	4 369	97.1	96.7	97.0	0.3
<b>Geography</b>	Wrote	2 385	2 181	1 968				
	Passed	1 634	1 507	1 371	68.5	69.1	69.7	0.6
<b>History</b>	Wrote	1 508	1 357	1 394				
	Passed	1 091	1 123	1 183	72.3	82.8	84.9	2.1
<b>Hospitality Studies</b>	Wrote	151	132	118				
	Passed	147	124	111	97.4	93.9	94.1	0.1

Subject Name	Values	Year						Difference 2018-2017
		'2016	'2017	'2018	'2016	'2017	'2018	
Information Tech.	Wrote	11	4	9				
	Passed	10	3	7	90.9	75.0	77.8	2.8
IsiXhosa 1st Additional	Wrote	269	359	306				
	Passed	269	359	306	100	100	100	
IsiXhosa 2nd Additional	Wrote		4					
	Passed		4			100		
Life Orientation	Wrote	5 507	5 220	5 239				
	Passed	5 459	5 158	5 188	99.1	98.8	99.0	0.2
Life Sciences	Wrote	2 858	2 580	2 523				
	Passed	1 787	1 832	1 804	62.5	71.0	71.5	0.5
Mathematical Literacy	Wrote	3 393	3 071	2 729				
	Passed	2 025	2 148	1 759	59.7	69.9	64.5	-5.5
Mathematics	Wrote	1 819	1 713	1 707				
	Passed	767	835	871	42.2	48.7	51.0	2.3
Mechanical Tech.	Wrote	29	17					
	Passed	26	16		89.7	94.1		
Mechanical Tech. (Automotive)	Wrote			4				
	Passed			2			50.0	50.0
Mechanical Tech. (Fitting & Machine)	Wrote			5				
	Passed			5			100	100.0
Mechanical Tech. (Welding and Metal)	Wrote			13				
	Passed			8			61.5	61.5
Physical Sciences	Wrote	1 250	1 133	1 060				
	Passed	681	717	762	54.5	63.3	71.9	8.6
Religion Studies	Wrote	111	137	177				
	Passed	110	110	159	99.1	80.3	89.8	9.5
Sesotho 1st Additional	Wrote	1						
	Passed	1			100			
Technical Mathematics	Wrote			62				
	Passed			18			29.0	29.0
Technical Sciences	Wrote			62				
	Passed			54			87.1	87.1
Tourism	Wrote	1 140	958	1 001				
	Passed	1 056	917	943	92.6	95.7	94.2	-1.5
Visual Arts	Wrote	12	8	19				
	Passed	12	8	19	100	100	100	

## HOME LANGUAGES

Subject Name	Values	Year			'2016	'2017	'2018	Difference 2018-2017
		'2016	'2017	'2018				
Afrikaans Home	Wrote	361	416	370	92.0	89.2	90.8	1.6
	Passed	332	371	336				
English Home	Wrote	659	692	622	96.8	90.0	93.7	3.7
	Passed	638	623	583				
IsiXhosa Home	Wrote	4 396	4 001	4 126	99.9	99.8	99.8	0.0
	Passed	4 390	3 994	4 118				
Sesotho Home	Wrote	8	4	9	100	100.0	100.0	
	Passed	8	4	9				

## JOE GQABI

Subject Name	Values	Year						Difference 2018-2017
		'2016	'2017	'2018	'2016	'2017	'2018	
<b>Accounting</b>	Wrote	485	370	329				
	Passed	283	236	264	58.4	63.8	80.2	16.5
<b>Afrikaans 1st Additional</b>	Wrote	291	306	285				
	Passed	269	287	263	92.4	93.8	92.3	-1.5
<b>Agricultural Sciences</b>	Wrote	1 291	1 276	1 204				
	Passed	957	908	856	74.1	71.2	71.1	-0.1
<b>Business Studies</b>	Wrote	1 193	967	889				
	Passed	733	632	541	61.4	65.4	60.9	-4.5
<b>Civil Tech.</b>	Wrote	12	13					
	Passed	12	13		100	100		
<b>Civil Tech. (Construction)</b>	Wrote			22				
	Passed			22			100	100
<b>Civil Tech. (Woodworking)</b>	Wrote			33				
	Passed			32			97.0	97.0
<b>Computer Applications Tech.</b>	Wrote	222	218	199				
	Passed	201	187	161	90.5	85.8	80.9	-4.9
<b>Consumer Studies</b>	Wrote	201	150	154				
	Passed	199	150	153	99.0	100.0	99.4	-0.6
<b>Dance Studies</b>	Wrote	15	25	19				
	Passed	15	25	19	100.0	100.0	100.0	
<b>Design</b>	Wrote	23	11	18				
	Passed	23	11	18	100.0	100.0	100.0	
<b>Dramatic Arts</b>	Wrote	42	54	67				
	Passed	42	54	67	100.0	100.0	100.0	
<b>Economics</b>	Wrote	882	610	591				
	Passed	416	362	359	47.2	59.3	60.7	1.4
<b>Electrical Tech.</b>	Wrote	21	37					
	Passed	20	37		95.2	100.0		
<b>Electrical Tech. (Electronics)</b>	Wrote			20				
	Passed			19			95.0	95.0
<b>Electrical Tech. (Power Systems)</b>	Wrote			8				
	Passed			8			100.0	100.0
<b>Engineering Graphics &amp; Design</b>	Wrote	101	128	173				
	Passed	101	127	171	100.0	99.2	98.8	-0.4
<b>English 1st Additional</b>	Wrote	4 242	3 666	3 858				
	Passed	4 088	3 511	3 716	96.4	95.8	96.3	0.5
<b>Geography</b>	Wrote	1 717	1 447	1 523				
	Passed	1 210	997	1 011	70.5	68.9	66.4	-2.5
<b>History</b>	Wrote	1 079	970	1 061				
	Passed	857	831	871	79.4	85.7	82.1	-3.6
<b>Hospitality Studies</b>	Wrote	26	33	35				
	Passed	26	33	35	100.0	100.0	100.0	

Subject Name	Values	Year						Difference 2018-2017
		'2016	'2017	'2018	'2016	'2017	'2018	
Information Tech.	Wrote	3	5	3	100.0	100.0	100.0	
	Passed	3	5	3				
IsiXhosa 1st Additional	Wrote	3			100.0			
	Passed	3						
Life Orientation	Wrote	4 705	4 089	4 235	98.6	99.8	99.9	0.1
	Passed	4 638	4 082	4 232				
Life Sciences	Wrote	2 299	1 918	2 075	65.1	70.9	71.7	0.9
	Passed	1 497	1 359	1 488				
Mathematical Literacy	Wrote	2 125	1 715	1 436	55.7	63.6	61.7	-1.9
	Passed	1 183	1 090	886				
Mathematics	Wrote	1 601	1 545	1 753	43.3	42.1	39.8	-2.3
	Passed	693	650	698				
Mechanical Tech.	Wrote	29	25		96.6	100.0		
	Passed	28	25					
Mechanical Tech. (Automotive)	Wrote			9			100.0	100.0
	Passed			9				
Mechanical Tech. (Welding and Metal)	Wrote			34			97.1	97.1
	Passed			33				
Music	Wrote	9	10	11	100.0	100.0	100.0	
	Passed	9	10	11				
Physical Sciences	Wrote	1 385	1 232	1 326	50.4	51.3	55.1	3.8
	Passed	698	632	730				
Technical Mathematics	Wrote			93			43.0	43.0
	Passed			40				
Technical Sciences	Wrote			89			94.4	94.4
	Passed			84				
Tourism	Wrote	1 403	1 156	977	95.4	97.7	98.9	1.2
	Passed	1 339	1 129	966				
Visual Arts	Wrote	18	9	21	100.0	100.0	100.0	
	Passed	18	9	21				

## HOME LANGUAGES

Subject Name	Values	Year						Difference 2018-2017
		'2016	'2017	'2018	'2016	'2017	'2018	
Afrikaans Home	Wrote	112	124	136	86.6	82.3	80.1	-2.1
	Passed	97	102	109				
English Home	Wrote	303	341	294	87.1	76.5	87.4	10.9
	Passed	264	261	257				
IsiXhosa Home	Wrote	3 269	2 843	2 930	99.7	99.7	99.9	0.2
	Passed	3 258	2 834	2 926				
Sesotho Home	Wrote	942	754	832	99.2	98.8	98.8	0.0
	Passed	934	745	822				



# NELSON MANDELA

Subject Name	Values	Year						Difference 2018-2017
		'2016	'2017	'2018	'2016	'2017	'2018	
Accounting	Wrote	1 987	1 485	1 295				
	Passed	1 240	940	977	62.4	63.3	75.4	12.1
Afrikaans 1st Additional	Wrote	2 852	2 585	2 869				
	Passed	2 733	2 526	2 779	95.8	97.7	96.9	-0.9
Afrikaans 2nd Additional	Wrote	52	59	44				
	Passed	51	59	44	98.1	100.0	100.0	
Agricultural Sciences	Wrote	163	97	165				
	Passed	95	74	102	58.3	76.3	61.8	-14.5
Arabic 2nd Additional	Wrote	11	18	19				
	Passed	10	18	19	90.9	100.0	100.0	
Business Studies	Wrote	5 493	4 618	3 824				
	Passed	3 630	2 905	2 241	66.1	62.9	58.6	-4.3
Civil Tech.	Wrote	135	107					
	Passed	134	107		99.3	100.0		
Civil Tech. (Construction)	Wrote			89				
	Passed			88			98.9	98.9
Civil Tech. (Woodworking)	Wrote			29				
	Passed			29			100.0	100.0
Computer Applications Tech.	Wrote	1 508	1 324	1 352				
	Passed	1 388	1 250	1 247	92.0	94.4	92.2	-2.2
Consumer Studies	Wrote	980	1 029	812				
	Passed	967	1 009	807	98.7	98.1	99.4	1.3
Dance Studies	Wrote	7	8	6				
	Passed	7	8	6	100.0	100.0	100.0	
Design	Wrote	45	48	48				
	Passed	45	48	48	100.0	100.0	100.0	
Dramatic Arts	Wrote	71	82	71				
	Passed	71	82	71	100.0	100.0	100.0	
Economics	Wrote	2 212	1 498	1 167				
	Passed	901	751	678	40.7	50.1	58.1	8.0
Electrical Tech.	Wrote	133	105					
	Passed	131	99		98.5	94.3		
Electrical Tech. (Digital Systems)	Wrote			18				
	Passed			18			100.0	100.0
Electrical Tech. (Electronics)	Wrote			32				
	Passed			32			100.0	100.0
Electrical Tech. (Power Systems)	Wrote			100				
	Passed			91			91.0	91.0
Engineering Graphics & Design	Wrote	729	625	711				
	Passed	689	586	699	94.5	93.8	98.3	4.6
English 1st Additional	Wrote	7 836	6 544	6 390				
	Passed	7 742	6 448	6 302	98.8	98.5	98.6	0.1

		Year						Difference 2018-2017																																																																																																																																																																																																																																																																												
Subject Name	Values	'2016	'2017	'2018	'2016	'2017	'2018																																																																																																																																																																																																																																																																													
<b>French 2nd Additional</b>	Wrote	8	14	12	100.0	100.0	100.0																																																																																																																																																																																																																																																																													
	Passed	8	14	12					<b>Geography</b>	Wrote	3 592	2 749	2 744	64.0	68.5	72.1	3.7	Passed	2 298	1 882	1 979	<b>German 2nd Additional</b>	Wrote	3	2	1	100.0	100.0	100.0		Passed	3	2	1	<b>History</b>	Wrote	3 540	2 955	3 161	76.2	84.9	88.7	3.8	Passed	2 698	2 508	2 803	<b>Hospitality Studies</b>	Wrote	139	51	47	99.3	100.0	97.9	-2.1	Passed	138	51	46	<b>Information Tech.</b>	Wrote	119	103	113	99.2	89.3	99.1	9.8	Passed	118	92	112	<b>IsiXhosa 1st Additional</b>	Wrote	346	350	349	100.0	99.7	100.0	0.3	Passed	346	349	349	<b>Life Orientation</b>	Wrote	11 385	9 867	10 066	99.5	99.7	99.8	0.1	Passed	11 330	9 834	10 044	<b>Life Sciences</b>	Wrote	5 288	4 425	4 535	63.1	73.3	73.7	0.4	Passed	3 337	3 244	3 344	<b>Mathematical Literacy</b>	Wrote	7 611	5 961	5 227	66.9	75.5	75.8	0.3	Passed	5 094	4 499	3 963	<b>Mathematics</b>	Wrote	3 447	3 061	3 022	53.9	56.2	61.1	4.9	Passed	1 859	1 721	1 846	<b>Mechanical Tech.</b>	Wrote	223	178		91.5	88.8			Passed	204	158		<b>Mechanical Tech. (Automotive)</b>	Wrote			104			97.1	97.1	Passed			101	<b>Mechanical Tech. (Fitting &amp; Machine)</b>	Wrote			53			100.0	100.0	Passed			53	<b>Mechanical Tech. (Welding and Metal)</b>	Wrote			72			100.0	100.0	Passed			72	<b>Music</b>	Wrote	115	108	100	91.3	97.2	98.0	0.8	Passed	105	105	98	<b>Physical Sciences</b>	Wrote	2 569	2 215	2 265	58.3	64.0	70.0	6.0	Passed	1 497	1 418	1 586	<b>Religion Studies</b>	Wrote	155	163	132	86.5	79.1	94.7	15.6	Passed	134	129	125	<b>Spanish 2nd Additional</b>	Wrote	1		1	100.0		100.0	100.0	Passed	1		1	<b>Technical Mathematics</b>	Wrote			278			28.1	28.1	Passed			78	<b>Technical Sciences</b>	Wrote			313			96.2	96.2	Passed			301	<b>Tourism</b>	Wrote	4 169	3 468	3 147	95.0	96.1	96.3
<b>Geography</b>	Wrote	3 592	2 749	2 744	64.0	68.5	72.1	3.7																																																																																																																																																																																																																																																																												
	Passed	2 298	1 882	1 979					<b>German 2nd Additional</b>	Wrote	3	2	1	100.0	100.0	100.0		Passed	3	2	1	<b>History</b>	Wrote	3 540	2 955	3 161	76.2	84.9	88.7	3.8	Passed	2 698	2 508	2 803	<b>Hospitality Studies</b>	Wrote	139	51	47	99.3	100.0	97.9	-2.1	Passed	138	51	46	<b>Information Tech.</b>	Wrote	119	103	113	99.2	89.3	99.1	9.8	Passed	118	92	112	<b>IsiXhosa 1st Additional</b>	Wrote	346	350	349	100.0	99.7	100.0	0.3	Passed	346	349	349	<b>Life Orientation</b>	Wrote	11 385	9 867	10 066	99.5	99.7	99.8	0.1	Passed	11 330	9 834	10 044	<b>Life Sciences</b>	Wrote	5 288	4 425	4 535	63.1	73.3	73.7	0.4	Passed	3 337	3 244	3 344	<b>Mathematical Literacy</b>	Wrote	7 611	5 961	5 227	66.9	75.5	75.8	0.3	Passed	5 094	4 499	3 963	<b>Mathematics</b>	Wrote	3 447	3 061	3 022	53.9	56.2	61.1	4.9	Passed	1 859	1 721	1 846	<b>Mechanical Tech.</b>	Wrote	223	178		91.5	88.8			Passed	204	158		<b>Mechanical Tech. (Automotive)</b>	Wrote			104			97.1	97.1	Passed			101	<b>Mechanical Tech. (Fitting &amp; Machine)</b>	Wrote			53			100.0	100.0	Passed			53	<b>Mechanical Tech. (Welding and Metal)</b>	Wrote			72			100.0	100.0	Passed			72	<b>Music</b>	Wrote	115	108	100	91.3	97.2	98.0	0.8	Passed	105	105	98	<b>Physical Sciences</b>	Wrote	2 569	2 215	2 265	58.3	64.0	70.0	6.0	Passed	1 497	1 418	1 586	<b>Religion Studies</b>	Wrote	155	163	132	86.5	79.1	94.7	15.6	Passed	134	129	125	<b>Spanish 2nd Additional</b>	Wrote	1		1	100.0		100.0	100.0	Passed	1		1	<b>Technical Mathematics</b>	Wrote			278			28.1	28.1	Passed			78	<b>Technical Sciences</b>	Wrote			313			96.2	96.2	Passed			301	<b>Tourism</b>	Wrote	4 169	3 468	3 147	95.0	96.1	96.3	0.1	Passed	3 959	3 334	3 029								
<b>German 2nd Additional</b>	Wrote	3	2	1	100.0	100.0	100.0																																																																																																																																																																																																																																																																													
	Passed	3	2	1					<b>History</b>	Wrote	3 540	2 955	3 161	76.2	84.9	88.7	3.8	Passed	2 698	2 508	2 803	<b>Hospitality Studies</b>	Wrote	139	51	47	99.3	100.0	97.9	-2.1	Passed	138	51	46	<b>Information Tech.</b>	Wrote	119	103	113	99.2	89.3	99.1	9.8	Passed	118	92	112	<b>IsiXhosa 1st Additional</b>	Wrote	346	350	349	100.0	99.7	100.0	0.3	Passed	346	349	349	<b>Life Orientation</b>	Wrote	11 385	9 867	10 066	99.5	99.7	99.8	0.1	Passed	11 330	9 834	10 044	<b>Life Sciences</b>	Wrote	5 288	4 425	4 535	63.1	73.3	73.7	0.4	Passed	3 337	3 244	3 344	<b>Mathematical Literacy</b>	Wrote	7 611	5 961	5 227	66.9	75.5	75.8	0.3	Passed	5 094	4 499	3 963	<b>Mathematics</b>	Wrote	3 447	3 061	3 022	53.9	56.2	61.1	4.9	Passed	1 859	1 721	1 846	<b>Mechanical Tech.</b>	Wrote	223	178		91.5	88.8			Passed	204	158		<b>Mechanical Tech. (Automotive)</b>	Wrote			104			97.1	97.1	Passed			101	<b>Mechanical Tech. (Fitting &amp; Machine)</b>	Wrote			53			100.0	100.0	Passed			53	<b>Mechanical Tech. (Welding and Metal)</b>	Wrote			72			100.0	100.0	Passed			72	<b>Music</b>	Wrote	115	108	100	91.3	97.2	98.0	0.8	Passed	105	105	98	<b>Physical Sciences</b>	Wrote	2 569	2 215	2 265	58.3	64.0	70.0	6.0	Passed	1 497	1 418	1 586	<b>Religion Studies</b>	Wrote	155	163	132	86.5	79.1	94.7	15.6	Passed	134	129	125	<b>Spanish 2nd Additional</b>	Wrote	1		1	100.0		100.0	100.0	Passed	1		1	<b>Technical Mathematics</b>	Wrote			278			28.1	28.1	Passed			78	<b>Technical Sciences</b>	Wrote			313			96.2	96.2	Passed			301	<b>Tourism</b>	Wrote	4 169	3 468	3 147	95.0	96.1	96.3	0.1	Passed	3 959	3 334	3 029																					
<b>History</b>	Wrote	3 540	2 955	3 161	76.2	84.9	88.7	3.8																																																																																																																																																																																																																																																																												
	Passed	2 698	2 508	2 803					<b>Hospitality Studies</b>	Wrote	139	51	47	99.3	100.0	97.9	-2.1	Passed	138	51	46	<b>Information Tech.</b>	Wrote	119	103	113	99.2	89.3	99.1	9.8	Passed	118	92	112	<b>IsiXhosa 1st Additional</b>	Wrote	346	350	349	100.0	99.7	100.0	0.3	Passed	346	349	349	<b>Life Orientation</b>	Wrote	11 385	9 867	10 066	99.5	99.7	99.8	0.1	Passed	11 330	9 834	10 044	<b>Life Sciences</b>	Wrote	5 288	4 425	4 535	63.1	73.3	73.7	0.4	Passed	3 337	3 244	3 344	<b>Mathematical Literacy</b>	Wrote	7 611	5 961	5 227	66.9	75.5	75.8	0.3	Passed	5 094	4 499	3 963	<b>Mathematics</b>	Wrote	3 447	3 061	3 022	53.9	56.2	61.1	4.9	Passed	1 859	1 721	1 846	<b>Mechanical Tech.</b>	Wrote	223	178		91.5	88.8			Passed	204	158		<b>Mechanical Tech. (Automotive)</b>	Wrote			104			97.1	97.1	Passed			101	<b>Mechanical Tech. (Fitting &amp; Machine)</b>	Wrote			53			100.0	100.0	Passed			53	<b>Mechanical Tech. (Welding and Metal)</b>	Wrote			72			100.0	100.0	Passed			72	<b>Music</b>	Wrote	115	108	100	91.3	97.2	98.0	0.8	Passed	105	105	98	<b>Physical Sciences</b>	Wrote	2 569	2 215	2 265	58.3	64.0	70.0	6.0	Passed	1 497	1 418	1 586	<b>Religion Studies</b>	Wrote	155	163	132	86.5	79.1	94.7	15.6	Passed	134	129	125	<b>Spanish 2nd Additional</b>	Wrote	1		1	100.0		100.0	100.0	Passed	1		1	<b>Technical Mathematics</b>	Wrote			278			28.1	28.1	Passed			78	<b>Technical Sciences</b>	Wrote			313			96.2	96.2	Passed			301	<b>Tourism</b>	Wrote	4 169	3 468	3 147	95.0	96.1	96.3	0.1	Passed	3 959	3 334	3 029																																		
<b>Hospitality Studies</b>	Wrote	139	51	47	99.3	100.0	97.9	-2.1																																																																																																																																																																																																																																																																												
	Passed	138	51	46					<b>Information Tech.</b>	Wrote	119	103	113	99.2	89.3	99.1	9.8	Passed	118	92	112	<b>IsiXhosa 1st Additional</b>	Wrote	346	350	349	100.0	99.7	100.0	0.3	Passed	346	349	349	<b>Life Orientation</b>	Wrote	11 385	9 867	10 066	99.5	99.7	99.8	0.1	Passed	11 330	9 834	10 044	<b>Life Sciences</b>	Wrote	5 288	4 425	4 535	63.1	73.3	73.7	0.4	Passed	3 337	3 244	3 344	<b>Mathematical Literacy</b>	Wrote	7 611	5 961	5 227	66.9	75.5	75.8	0.3	Passed	5 094	4 499	3 963	<b>Mathematics</b>	Wrote	3 447	3 061	3 022	53.9	56.2	61.1	4.9	Passed	1 859	1 721	1 846	<b>Mechanical Tech.</b>	Wrote	223	178		91.5	88.8			Passed	204	158		<b>Mechanical Tech. (Automotive)</b>	Wrote			104			97.1	97.1	Passed			101	<b>Mechanical Tech. (Fitting &amp; Machine)</b>	Wrote			53			100.0	100.0	Passed			53	<b>Mechanical Tech. (Welding and Metal)</b>	Wrote			72			100.0	100.0	Passed			72	<b>Music</b>	Wrote	115	108	100	91.3	97.2	98.0	0.8	Passed	105	105	98	<b>Physical Sciences</b>	Wrote	2 569	2 215	2 265	58.3	64.0	70.0	6.0	Passed	1 497	1 418	1 586	<b>Religion Studies</b>	Wrote	155	163	132	86.5	79.1	94.7	15.6	Passed	134	129	125	<b>Spanish 2nd Additional</b>	Wrote	1		1	100.0		100.0	100.0	Passed	1		1	<b>Technical Mathematics</b>	Wrote			278			28.1	28.1	Passed			78	<b>Technical Sciences</b>	Wrote			313			96.2	96.2	Passed			301	<b>Tourism</b>	Wrote	4 169	3 468	3 147	95.0	96.1	96.3	0.1	Passed	3 959	3 334	3 029																																															
<b>Information Tech.</b>	Wrote	119	103	113	99.2	89.3	99.1	9.8																																																																																																																																																																																																																																																																												
	Passed	118	92	112					<b>IsiXhosa 1st Additional</b>	Wrote	346	350	349	100.0	99.7	100.0	0.3	Passed	346	349	349	<b>Life Orientation</b>	Wrote	11 385	9 867	10 066	99.5	99.7	99.8	0.1	Passed	11 330	9 834	10 044	<b>Life Sciences</b>	Wrote	5 288	4 425	4 535	63.1	73.3	73.7	0.4	Passed	3 337	3 244	3 344	<b>Mathematical Literacy</b>	Wrote	7 611	5 961	5 227	66.9	75.5	75.8	0.3	Passed	5 094	4 499	3 963	<b>Mathematics</b>	Wrote	3 447	3 061	3 022	53.9	56.2	61.1	4.9	Passed	1 859	1 721	1 846	<b>Mechanical Tech.</b>	Wrote	223	178		91.5	88.8			Passed	204	158		<b>Mechanical Tech. (Automotive)</b>	Wrote			104			97.1	97.1	Passed			101	<b>Mechanical Tech. (Fitting &amp; Machine)</b>	Wrote			53			100.0	100.0	Passed			53	<b>Mechanical Tech. (Welding and Metal)</b>	Wrote			72			100.0	100.0	Passed			72	<b>Music</b>	Wrote	115	108	100	91.3	97.2	98.0	0.8	Passed	105	105	98	<b>Physical Sciences</b>	Wrote	2 569	2 215	2 265	58.3	64.0	70.0	6.0	Passed	1 497	1 418	1 586	<b>Religion Studies</b>	Wrote	155	163	132	86.5	79.1	94.7	15.6	Passed	134	129	125	<b>Spanish 2nd Additional</b>	Wrote	1		1	100.0		100.0	100.0	Passed	1		1	<b>Technical Mathematics</b>	Wrote			278			28.1	28.1	Passed			78	<b>Technical Sciences</b>	Wrote			313			96.2	96.2	Passed			301	<b>Tourism</b>	Wrote	4 169	3 468	3 147	95.0	96.1	96.3	0.1	Passed	3 959	3 334	3 029																																																												
<b>IsiXhosa 1st Additional</b>	Wrote	346	350	349	100.0	99.7	100.0	0.3																																																																																																																																																																																																																																																																												
	Passed	346	349	349					<b>Life Orientation</b>	Wrote	11 385	9 867	10 066	99.5	99.7	99.8	0.1	Passed	11 330	9 834	10 044	<b>Life Sciences</b>	Wrote	5 288	4 425	4 535	63.1	73.3	73.7	0.4	Passed	3 337	3 244	3 344	<b>Mathematical Literacy</b>	Wrote	7 611	5 961	5 227	66.9	75.5	75.8	0.3	Passed	5 094	4 499	3 963	<b>Mathematics</b>	Wrote	3 447	3 061	3 022	53.9	56.2	61.1	4.9	Passed	1 859	1 721	1 846	<b>Mechanical Tech.</b>	Wrote	223	178		91.5	88.8			Passed	204	158		<b>Mechanical Tech. (Automotive)</b>	Wrote			104			97.1	97.1	Passed			101	<b>Mechanical Tech. (Fitting &amp; Machine)</b>	Wrote			53			100.0	100.0	Passed			53	<b>Mechanical Tech. (Welding and Metal)</b>	Wrote			72			100.0	100.0	Passed			72	<b>Music</b>	Wrote	115	108	100	91.3	97.2	98.0	0.8	Passed	105	105	98	<b>Physical Sciences</b>	Wrote	2 569	2 215	2 265	58.3	64.0	70.0	6.0	Passed	1 497	1 418	1 586	<b>Religion Studies</b>	Wrote	155	163	132	86.5	79.1	94.7	15.6	Passed	134	129	125	<b>Spanish 2nd Additional</b>	Wrote	1		1	100.0		100.0	100.0	Passed	1		1	<b>Technical Mathematics</b>	Wrote			278			28.1	28.1	Passed			78	<b>Technical Sciences</b>	Wrote			313			96.2	96.2	Passed			301	<b>Tourism</b>	Wrote	4 169	3 468	3 147	95.0	96.1	96.3	0.1	Passed	3 959	3 334	3 029																																																																									
<b>Life Orientation</b>	Wrote	11 385	9 867	10 066	99.5	99.7	99.8	0.1																																																																																																																																																																																																																																																																												
	Passed	11 330	9 834	10 044					<b>Life Sciences</b>	Wrote	5 288	4 425	4 535	63.1	73.3	73.7	0.4	Passed	3 337	3 244	3 344	<b>Mathematical Literacy</b>	Wrote	7 611	5 961	5 227	66.9	75.5	75.8	0.3	Passed	5 094	4 499	3 963	<b>Mathematics</b>	Wrote	3 447	3 061	3 022	53.9	56.2	61.1	4.9	Passed	1 859	1 721	1 846	<b>Mechanical Tech.</b>	Wrote	223	178		91.5	88.8			Passed	204	158		<b>Mechanical Tech. (Automotive)</b>	Wrote			104			97.1	97.1	Passed			101	<b>Mechanical Tech. (Fitting &amp; Machine)</b>	Wrote			53			100.0	100.0	Passed			53	<b>Mechanical Tech. (Welding and Metal)</b>	Wrote			72			100.0	100.0	Passed			72	<b>Music</b>	Wrote	115	108	100	91.3	97.2	98.0	0.8	Passed	105	105	98	<b>Physical Sciences</b>	Wrote	2 569	2 215	2 265	58.3	64.0	70.0	6.0	Passed	1 497	1 418	1 586	<b>Religion Studies</b>	Wrote	155	163	132	86.5	79.1	94.7	15.6	Passed	134	129	125	<b>Spanish 2nd Additional</b>	Wrote	1		1	100.0		100.0	100.0	Passed	1		1	<b>Technical Mathematics</b>	Wrote			278			28.1	28.1	Passed			78	<b>Technical Sciences</b>	Wrote			313			96.2	96.2	Passed			301	<b>Tourism</b>	Wrote	4 169	3 468	3 147	95.0	96.1	96.3	0.1	Passed	3 959	3 334	3 029																																																																																						
<b>Life Sciences</b>	Wrote	5 288	4 425	4 535	63.1	73.3	73.7	0.4																																																																																																																																																																																																																																																																												
	Passed	3 337	3 244	3 344					<b>Mathematical Literacy</b>	Wrote	7 611	5 961	5 227	66.9	75.5	75.8	0.3	Passed	5 094	4 499	3 963	<b>Mathematics</b>	Wrote	3 447	3 061	3 022	53.9	56.2	61.1	4.9	Passed	1 859	1 721	1 846	<b>Mechanical Tech.</b>	Wrote	223	178		91.5	88.8			Passed	204	158		<b>Mechanical Tech. (Automotive)</b>	Wrote			104			97.1	97.1	Passed			101	<b>Mechanical Tech. (Fitting &amp; Machine)</b>	Wrote			53			100.0	100.0	Passed			53	<b>Mechanical Tech. (Welding and Metal)</b>	Wrote			72			100.0	100.0	Passed			72	<b>Music</b>	Wrote	115	108	100	91.3	97.2	98.0	0.8	Passed	105	105	98	<b>Physical Sciences</b>	Wrote	2 569	2 215	2 265	58.3	64.0	70.0	6.0	Passed	1 497	1 418	1 586	<b>Religion Studies</b>	Wrote	155	163	132	86.5	79.1	94.7	15.6	Passed	134	129	125	<b>Spanish 2nd Additional</b>	Wrote	1		1	100.0		100.0	100.0	Passed	1		1	<b>Technical Mathematics</b>	Wrote			278			28.1	28.1	Passed			78	<b>Technical Sciences</b>	Wrote			313			96.2	96.2	Passed			301	<b>Tourism</b>	Wrote	4 169	3 468	3 147	95.0	96.1	96.3	0.1	Passed	3 959	3 334	3 029																																																																																																			
<b>Mathematical Literacy</b>	Wrote	7 611	5 961	5 227	66.9	75.5	75.8	0.3																																																																																																																																																																																																																																																																												
	Passed	5 094	4 499	3 963					<b>Mathematics</b>	Wrote	3 447	3 061	3 022	53.9	56.2	61.1	4.9	Passed	1 859	1 721	1 846	<b>Mechanical Tech.</b>	Wrote	223	178		91.5	88.8			Passed	204	158		<b>Mechanical Tech. (Automotive)</b>	Wrote			104			97.1	97.1	Passed			101	<b>Mechanical Tech. (Fitting &amp; Machine)</b>	Wrote			53			100.0	100.0	Passed			53	<b>Mechanical Tech. (Welding and Metal)</b>	Wrote			72			100.0	100.0	Passed			72	<b>Music</b>	Wrote	115	108	100	91.3	97.2	98.0	0.8	Passed	105	105	98	<b>Physical Sciences</b>	Wrote	2 569	2 215	2 265	58.3	64.0	70.0	6.0	Passed	1 497	1 418	1 586	<b>Religion Studies</b>	Wrote	155	163	132	86.5	79.1	94.7	15.6	Passed	134	129	125	<b>Spanish 2nd Additional</b>	Wrote	1		1	100.0		100.0	100.0	Passed	1		1	<b>Technical Mathematics</b>	Wrote			278			28.1	28.1	Passed			78	<b>Technical Sciences</b>	Wrote			313			96.2	96.2	Passed			301	<b>Tourism</b>	Wrote	4 169	3 468	3 147	95.0	96.1	96.3	0.1	Passed	3 959	3 334	3 029																																																																																																																
<b>Mathematics</b>	Wrote	3 447	3 061	3 022	53.9	56.2	61.1	4.9																																																																																																																																																																																																																																																																												
	Passed	1 859	1 721	1 846					<b>Mechanical Tech.</b>	Wrote	223	178		91.5	88.8			Passed	204	158		<b>Mechanical Tech. (Automotive)</b>	Wrote			104			97.1	97.1	Passed			101	<b>Mechanical Tech. (Fitting &amp; Machine)</b>	Wrote			53			100.0	100.0	Passed			53	<b>Mechanical Tech. (Welding and Metal)</b>	Wrote			72			100.0	100.0	Passed			72	<b>Music</b>	Wrote	115	108	100	91.3	97.2	98.0	0.8	Passed	105	105	98	<b>Physical Sciences</b>	Wrote	2 569	2 215	2 265	58.3	64.0	70.0	6.0	Passed	1 497	1 418	1 586	<b>Religion Studies</b>	Wrote	155	163	132	86.5	79.1	94.7	15.6	Passed	134	129	125	<b>Spanish 2nd Additional</b>	Wrote	1		1	100.0		100.0	100.0	Passed	1		1	<b>Technical Mathematics</b>	Wrote			278			28.1	28.1	Passed			78	<b>Technical Sciences</b>	Wrote			313			96.2	96.2	Passed			301	<b>Tourism</b>	Wrote	4 169	3 468	3 147	95.0	96.1	96.3	0.1	Passed	3 959	3 334	3 029																																																																																																																													
<b>Mechanical Tech.</b>	Wrote	223	178		91.5	88.8																																																																																																																																																																																																																																																																														
	Passed	204	158						<b>Mechanical Tech. (Automotive)</b>	Wrote			104			97.1	97.1	Passed			101	<b>Mechanical Tech. (Fitting &amp; Machine)</b>	Wrote			53			100.0	100.0	Passed			53	<b>Mechanical Tech. (Welding and Metal)</b>	Wrote			72			100.0	100.0	Passed			72	<b>Music</b>	Wrote	115	108	100	91.3	97.2	98.0	0.8	Passed	105	105	98	<b>Physical Sciences</b>	Wrote	2 569	2 215	2 265	58.3	64.0	70.0	6.0	Passed	1 497	1 418	1 586	<b>Religion Studies</b>	Wrote	155	163	132	86.5	79.1	94.7	15.6	Passed	134	129	125	<b>Spanish 2nd Additional</b>	Wrote	1		1	100.0		100.0	100.0	Passed	1		1	<b>Technical Mathematics</b>	Wrote			278			28.1	28.1	Passed			78	<b>Technical Sciences</b>	Wrote			313			96.2	96.2	Passed			301	<b>Tourism</b>	Wrote	4 169	3 468	3 147	95.0	96.1	96.3	0.1	Passed	3 959	3 334	3 029																																																																																																																																										
<b>Mechanical Tech. (Automotive)</b>	Wrote			104			97.1	97.1																																																																																																																																																																																																																																																																												
	Passed			101					<b>Mechanical Tech. (Fitting &amp; Machine)</b>	Wrote			53			100.0	100.0	Passed			53	<b>Mechanical Tech. (Welding and Metal)</b>	Wrote			72			100.0	100.0	Passed			72	<b>Music</b>	Wrote	115	108	100	91.3	97.2	98.0	0.8	Passed	105	105	98	<b>Physical Sciences</b>	Wrote	2 569	2 215	2 265	58.3	64.0	70.0	6.0	Passed	1 497	1 418	1 586	<b>Religion Studies</b>	Wrote	155	163	132	86.5	79.1	94.7	15.6	Passed	134	129	125	<b>Spanish 2nd Additional</b>	Wrote	1		1	100.0		100.0	100.0	Passed	1		1	<b>Technical Mathematics</b>	Wrote			278			28.1	28.1	Passed			78	<b>Technical Sciences</b>	Wrote			313			96.2	96.2	Passed			301	<b>Tourism</b>	Wrote	4 169	3 468	3 147	95.0	96.1	96.3	0.1	Passed	3 959	3 334	3 029																																																																																																																																																							
<b>Mechanical Tech. (Fitting &amp; Machine)</b>	Wrote			53			100.0	100.0																																																																																																																																																																																																																																																																												
	Passed			53					<b>Mechanical Tech. (Welding and Metal)</b>	Wrote			72			100.0	100.0	Passed			72	<b>Music</b>	Wrote	115	108	100	91.3	97.2	98.0	0.8	Passed	105	105	98	<b>Physical Sciences</b>	Wrote	2 569	2 215	2 265	58.3	64.0	70.0	6.0	Passed	1 497	1 418	1 586	<b>Religion Studies</b>	Wrote	155	163	132	86.5	79.1	94.7	15.6	Passed	134	129	125	<b>Spanish 2nd Additional</b>	Wrote	1		1	100.0		100.0	100.0	Passed	1		1	<b>Technical Mathematics</b>	Wrote			278			28.1	28.1	Passed			78	<b>Technical Sciences</b>	Wrote			313			96.2	96.2	Passed			301	<b>Tourism</b>	Wrote	4 169	3 468	3 147	95.0	96.1	96.3	0.1	Passed	3 959	3 334	3 029																																																																																																																																																																				
<b>Mechanical Tech. (Welding and Metal)</b>	Wrote			72			100.0	100.0																																																																																																																																																																																																																																																																												
	Passed			72					<b>Music</b>	Wrote	115	108	100	91.3	97.2	98.0	0.8	Passed	105	105	98	<b>Physical Sciences</b>	Wrote	2 569	2 215	2 265	58.3	64.0	70.0	6.0	Passed	1 497	1 418	1 586	<b>Religion Studies</b>	Wrote	155	163	132	86.5	79.1	94.7	15.6	Passed	134	129	125	<b>Spanish 2nd Additional</b>	Wrote	1		1	100.0		100.0	100.0	Passed	1		1	<b>Technical Mathematics</b>	Wrote			278			28.1	28.1	Passed			78	<b>Technical Sciences</b>	Wrote			313			96.2	96.2	Passed			301	<b>Tourism</b>	Wrote	4 169	3 468	3 147	95.0	96.1	96.3	0.1	Passed	3 959	3 334	3 029																																																																																																																																																																																	
<b>Music</b>	Wrote	115	108	100	91.3	97.2	98.0	0.8																																																																																																																																																																																																																																																																												
	Passed	105	105	98					<b>Physical Sciences</b>	Wrote	2 569	2 215	2 265	58.3	64.0	70.0	6.0	Passed	1 497	1 418	1 586	<b>Religion Studies</b>	Wrote	155	163	132	86.5	79.1	94.7	15.6	Passed	134	129	125	<b>Spanish 2nd Additional</b>	Wrote	1		1	100.0		100.0	100.0	Passed	1		1	<b>Technical Mathematics</b>	Wrote			278			28.1	28.1	Passed			78	<b>Technical Sciences</b>	Wrote			313			96.2	96.2	Passed			301	<b>Tourism</b>	Wrote	4 169	3 468	3 147	95.0	96.1	96.3	0.1	Passed	3 959	3 334	3 029																																																																																																																																																																																														
<b>Physical Sciences</b>	Wrote	2 569	2 215	2 265	58.3	64.0	70.0	6.0																																																																																																																																																																																																																																																																												
	Passed	1 497	1 418	1 586					<b>Religion Studies</b>	Wrote	155	163	132	86.5	79.1	94.7	15.6	Passed	134	129	125	<b>Spanish 2nd Additional</b>	Wrote	1		1	100.0		100.0	100.0	Passed	1		1	<b>Technical Mathematics</b>	Wrote			278			28.1	28.1	Passed			78	<b>Technical Sciences</b>	Wrote			313			96.2	96.2	Passed			301	<b>Tourism</b>	Wrote	4 169	3 468	3 147	95.0	96.1	96.3	0.1	Passed	3 959	3 334	3 029																																																																																																																																																																																																											
<b>Religion Studies</b>	Wrote	155	163	132	86.5	79.1	94.7	15.6																																																																																																																																																																																																																																																																												
	Passed	134	129	125					<b>Spanish 2nd Additional</b>	Wrote	1		1	100.0		100.0	100.0	Passed	1		1	<b>Technical Mathematics</b>	Wrote			278			28.1	28.1	Passed			78	<b>Technical Sciences</b>	Wrote			313			96.2	96.2	Passed			301	<b>Tourism</b>	Wrote	4 169	3 468	3 147	95.0	96.1	96.3	0.1	Passed	3 959	3 334	3 029																																																																																																																																																																																																																								
<b>Spanish 2nd Additional</b>	Wrote	1		1	100.0		100.0	100.0																																																																																																																																																																																																																																																																												
	Passed	1		1					<b>Technical Mathematics</b>	Wrote			278			28.1	28.1	Passed			78	<b>Technical Sciences</b>	Wrote			313			96.2	96.2	Passed			301	<b>Tourism</b>	Wrote	4 169	3 468	3 147	95.0	96.1	96.3	0.1	Passed	3 959	3 334	3 029																																																																																																																																																																																																																																					
<b>Technical Mathematics</b>	Wrote			278			28.1	28.1																																																																																																																																																																																																																																																																												
	Passed			78					<b>Technical Sciences</b>	Wrote			313			96.2	96.2	Passed			301	<b>Tourism</b>	Wrote	4 169	3 468	3 147	95.0	96.1	96.3	0.1	Passed	3 959	3 334	3 029																																																																																																																																																																																																																																																		
<b>Technical Sciences</b>	Wrote			313			96.2	96.2																																																																																																																																																																																																																																																																												
	Passed			301					<b>Tourism</b>	Wrote	4 169	3 468	3 147	95.0	96.1	96.3	0.1	Passed	3 959	3 334	3 029																																																																																																																																																																																																																																																															
<b>Tourism</b>	Wrote	4 169	3 468	3 147	95.0	96.1	96.3	0.1																																																																																																																																																																																																																																																																												
	Passed	3 959	3 334	3 029																																																																																																																																																																																																																																																																																

		Year						Difference 2018-2017
Subject Name	Values	'2016	'2017	'2018	'2016	'2017	'2018	
Visual Arts	Wrote	118	119	111				
	Passed	113	119	110	95.8	100.0	99.1	-0.9

## HOME LANGUAGES

		Year						Difference 2018-2017
Subject Name	Values	'2016	'2017	'2018	'2016	'2017	'2018	
Afrikaans Home	Wrote	2 342	2 010	2 081				
	Passed	2 064	1 672	1 720	88.1	83.2	82.7	-0.5
English Home	Wrote	3 429	3 195	3 473				
	Passed	3 208	2 990	3 212	93.6	93.6	92.5	-1.1
IsiXhosa Home	Wrote	5 708	4 791	4 527				
	Passed	5 695	4 787	4 513	99.8	99.9	99.7	-0.2

## O R TAMBO COASTAL

Subject Name	Values	Year						Difference 2018-2017
		'2016	'2017	'2018	'2016	'2017	'2018	
<b>Accounting</b>	Wrote	2 266	1 636	1 401				
	Passed	1 192	984	1 016	52.6	60.1	72.5	12.4
<b>Afrikaans 1st Additional</b>	Wrote	5	1	2				
	Passed	1			20.0			
<b>Agricultural Management Practices</b>	Wrote	21	13	10				
	Passed	21	13	10	100.0	100.0	100.0	
<b>Agricultural Sciences</b>	Wrote	3 565	2 763	2 728				
	Passed	2 271	1 897	2 125	63.7	68.7	77.9	9.2
<b>Business Studies</b>	Wrote	2 998	2 226	2 107				
	Passed	1 734	1 334	1 316	57.8	59.9	62.5	2.5
<b>Civil Tech.</b>	Wrote	133	111					
	Passed	105	96		78.9	86.5		
<b>Civil Tech. (Civil Services)</b>	Wrote			10				
	Passed			10			100.0	100.0
<b>Civil Tech. (Construction)</b>	Wrote			87				
	Passed			82			94.3	94.3
<b>Civil Tech. (Woodworking)</b>	Wrote			37				
	Passed			33			89.2	89.2
<b>Computer Applications Tech.</b>	Wrote	131	103	119				
	Passed	96	87	98	73.3	84.5	82.4	-2.1
<b>Consumer Studies</b>	Wrote	250	249	308				
	Passed	240	234	279	96.0	94.0	90.6	-3.4
<b>Economics</b>	Wrote	3 034	2 276	1 954				
	Passed	1 563	1 424	1 504	51.5	62.6	77.0	14.4
<b>Electrical Tech.</b>	Wrote	52	22					
	Passed	46	19		88.5	86.4		
<b>Electrical Tech. (Digital Systems)</b>	Wrote			32				
	Passed			19			59.4	59.4
<b>Electrical Tech. (Power Systems)</b>	Wrote			33				
	Passed			17			51.5	51.5
<b>Engineering Graphics &amp; Design</b>	Wrote	230	169	236				
	Passed	199	150	216	86.5	88.8	91.5	2.8
<b>English 1st Additional</b>	Wrote	11 551	9 578	9 843				
	Passed	10 735	8 639	9 324	92.9	90.2	94.7	4.5
<b>Geography</b>	Wrote	6 024	4 625	4 527				
	Passed	3 722	3 132	3 202	61.8	67.7	70.7	3.0
<b>History</b>	Wrote	3 034	2 558	2 461				
	Passed	2 016	1 867	1 965	66.4	73.0	79.8	6.9
<b>Hospitality Studies</b>	Wrote	216	163	100				
	Passed	165	143	88	76.4	87.7	88.0	0.3
<b>Life Orientation</b>	Wrote	11 678	9 840	10 200				
	Passed	11 659	9 831	10 187	99.8	99.9	99.9	0.0

		Year						Difference 2018-2017
Subject Name	Values	'2016	'2017	'2018	'2016	'2017	'2018	
Life Sciences	Wrote	7 492	6 058	6 054	50.3	64.7	70.4	5.7
	Passed	3 769	3 922	4 262				
Mathematical Literacy	Wrote	4 920	3 350	2 747	39.6	55.2	61.1	5.9
	Passed	1 947	1 849	1 678				
Mathematics	Wrote	6 444	5 001	4 989	27.4	38.6	40.5	1.9
	Passed	1 764	1 932	2 022				
Mechanical Tech.	Wrote	45	23		66.7	87.0		
	Passed	30	20					
Mechanical Tech. (Automotive)	Wrote			56			89.3	89.3
	Passed			50				
Music	Wrote	82	82	42	100.0	100.0	100.0	
	Passed	82	82	42				
Physical Sciences	Wrote	3 971	3 142	3 158	42.0	56.1	69.8	13.6
	Passed	1 669	1 764	2 203				
Religion Studies	Wrote	222	138	106	72.1	80.4	99.1	18.6
	Passed	160	111	105				
Technical Mathematics	Wrote			218			50.5	50.5
	Passed			110				
Technical Sciences	Wrote			206			72.3	72.3
	Passed			149				
Tourism	Wrote	1 146	839	945	98.1	99.4	98.7	-0.7
	Passed	1 124	834	933				

## HOME LANGUAGES

		Year						Difference 2018-2017
Subject Name	Values	'2016	'2017	'2018	'2016	'2017	'2018	
English Home	Wrote	5	1	1	60.0			
	Passed	3						
IsiXhosa Home	Wrote	11 561	9 602	9 881	99.7	99.6	99.7	0.0
	Passed	11 522	9 568	9 849				

## O R TAMBO INLAND

Subject Name	Values	Year						Difference 2018-2017
		'2016	'2017	'2018	'2016	'2017	'2018	
<b>Accounting</b>	Wrote	1 691	1 578	1 457				
	Passed	1 177	1 116	1 081	69.6	70.7	74.2	3.5
<b>Afrikaans 1st Additional</b>	Wrote	245	235	192				
	Passed	219	221	178	89.4	94.0	92.7	-1.3
<b>Agricultural Management Practices</b>	Wrote	16	25	27				
	Passed	16	25	26	100.0	100.0	96.3	-3.7
<b>Agricultural Sciences</b>	Wrote	2 329	2 457	2 610				
	Passed	2 011	2 134	2 179	86.3	86.9	83.5	-3.4
<b>Business Studies</b>	Wrote	2 212	2 035	1 748				
	Passed	1 595	1 334	1 129	72.1	65.6	64.6	-1.0
<b>Civil Tech.</b>	Wrote	93	102					
	Passed	93	100		100.0	98.0		
<b>Civil Tech. (Construction)</b>	Wrote			69				
	Passed			61			88.4	88.4
<b>Civil Tech. (Woodworking)</b>	Wrote			52				
	Passed			52			100.0	100.0
<b>Computer Applications Tech.</b>	Wrote	151	102	79				
	Passed	146	96	75	96.7	94.1	94.9	0.8
<b>Consumer Studies</b>	Wrote	376	259	265				
	Passed	345	239	215	91.8	92.3	81.1	-11.1
<b>Economics</b>	Wrote	2 087	1 863	1 583				
	Passed	1 410	1 308	1 262	67.6	70.2	79.7	9.5
<b>Electrical Tech.</b>	Wrote	117	121					
	Passed	114	109		97.4	90.1		
<b>Electrical Tech. (Electronics)</b>	Wrote			4				
	Passed			4			100.0	100.0
<b>Electrical Tech. (Power Systems)</b>	Wrote			144				
	Passed			130			90.3	90.3
<b>Engineering Graphics &amp; Design</b>	Wrote	294	314	332				
	Passed	286	293	278	97.3	93.3	83.7	-9.6
<b>English 1st Additional</b>	Wrote	8 971	8 816	9 044				
	Passed	8 757	8 512	8 775	97.6	96.6	97.0	0.5
<b>Geography</b>	Wrote	4 285	4 001	4 073				
	Passed	3 462	3 158	3 111	80.8	78.9	76.4	-2.5
<b>History</b>	Wrote	2 084	2 035	2 112				
	Passed	1 784	1 805	1 825	85.6	88.7	86.4	-2.3
<b>Information Tech.</b>	Wrote	34	25	26				
	Passed	25	24	18	73.5	96.0	69.2	-26.8
<b>IsiXhosa 1st Additional</b>	Wrote	10	4	12				
	Passed	10	4	12	100.0	100.0	100.0	
<b>Life Orientation</b>	Wrote	9 527	9 426	9 672				
	Passed	9 527	9 414	9 658	100.0	99.9	99.9	0.0

Subject Name	Values	Year						Difference 2018-2017
		'2016	'2017	'2018	'2016	'2017	'2018	
Life Sciences	Wrote	5 981	5 800	5 947				
	Passed	4 566	4 408	4 769	76.3	76.0	80.2	4.2
Mathematical Literacy	Wrote	2 726	2 246	2 146				
	Passed	1 510	1 388	1 270	55.4	61.8	59.2	-2.6
Mathematics	Wrote	5 931	5 583	5 631				
	Passed	2 411	2 389	2 557	40.7	42.8	45.4	2.6
Mechanical Tech.	Wrote	80	59					
	Passed	71	57		88.8	96.6		
Mechanical Tech. (Automotive)	Wrote			21				
	Passed			18			85.7	85.7
Mechanical Tech. (Fitting & Machine)	Wrote			17				
	Passed			16			94.1	94.1
Mechanical Tech. (Welding and Metal)	Wrote			42				
	Passed			38			90.5	90.5
Physical Sciences	Wrote	4 187	3 927	4 134				
	Passed	2 334	2 433	2 815	55.7	62.0	68.1	6.1
Religion Studies	Wrote	112	110	97				
	Passed	109	95	94	97.3	86.4	96.9	10.5
Spanish 2nd Additional	Wrote		1					
	Passed		1			100.0		
Technical Mathematics	Wrote			144				
	Passed			61			42.4	42.4
Technical Sciences	Wrote			152				
	Passed			123			80.9	80.9
Tourism	Wrote	1 062	775	539				
	Passed	1 014	730	496	95.5	94.2	92.0	-2.2

## HOME LANGUAGES

Subject Name	Values	Year			'2016	'2017	'2018	Difference 2018-2017
		'2016	'2017	'2018				
English Home	Wrote	301	274	255				
	Passed	290	258	244	96.3	94.2	95.7	1.5
IsiXhosa Home	Wrote	9 052	8 916	9 098				
	Passed	9 041	8 904	9 075	99.9	99.9	99.7	-0.1
South African Sign Home	Wrote			3				
	Passed			3			100.0	100.0

## SARAH BAARTMAN

Subject Name	Values	Year						Difference 2018-2017
		'2016	'2017	'2018	'2016	'2017	'2018	
<b>Accounting</b>	Wrote	356	338	333				
	Passed	277	225	259	77.8	66.6	77.8	11.2
<b>Afrikaans 1st Additional</b>	Wrote	431	410	407				
	Passed	415	408	404	96.3	99.5	99.3	-0.2
<b>Afrikaans 2nd Additional</b>	Wrote	95	119	107				
	Passed	94	115	101	98.9	96.6	94.4	-2.2
<b>Agricultural Sciences</b>	Wrote	149	148	120				
	Passed	115	99	89	77.2	66.9	74.2	7.3
<b>Business Studies</b>	Wrote	1 141	1 077	1 067				
	Passed	724	598	514	63.5	55.5	48.2	-7.4
<b>Civil Tech.</b>	Wrote	5	4					
	Passed	5	4		100.0	100.0		
<b>Civil Tech. (Construction)</b>	Wrote			7				
	Passed			7			100.0	100.0
<b>Civil Tech. (Woodworking)</b>	Wrote			10				
	Passed			10			100.0	100.0
<b>Computer Applications Tech.</b>	Wrote	341	300	274				
	Passed	312	277	258	91.5	92.3	94.2	1.8
<b>Consumer Studies</b>	Wrote	417	423	445				
	Passed	375	391	433	89.9	92.4	97.3	4.9
<b>Dance Studies</b>	Wrote		10	4				
	Passed		10	4		100.0	100.0	
<b>Design</b>	Wrote	20	13	24				
	Passed	20	13	24	100.0	100.0	100.0	
<b>Dramatic Arts</b>	Wrote	30	49	57				
	Passed	30	49	57	100.0	100.0	100.0	
<b>Economics</b>	Wrote	478	383	371				
	Passed	264	218	207	55.2	56.9	55.8	-1.1
<b>Engineering Graphics &amp; Design</b>	Wrote	66	51	77				
	Passed	65	48	68	98.5	94.1	88.3	-5.8
<b>English 1st Additional</b>	Wrote	2 541	2 524	2 569				
	Passed	2 516	2 459	2 533	99.0	97.4	98.6	1.2
<b>Geography</b>	Wrote	1 236	1 192	1 136				
	Passed	915	810	803	74.0	68.0	70.7	2.7
<b>History</b>	Wrote	1 051	957	967				
	Passed	896	760	816	85.3	79.4	84.4	5.0
<b>Hospitality Studies</b>	Wrote	75	55	81				
	Passed	72	54	81	96.0	98.2	100.0	1.8
<b>Information Tech.</b>	Wrote	15	7	10				
	Passed	15	7	10	100.0	100.0	100.0	
<b>IsiXhosa 1st Additional</b>	Wrote	70	78	84				
	Passed	70	77	84	100.0	98.7	100.0	1.3



Subject Name	Values	Year						Difference 2018-2017
		'2016	'2017	'2018	'2016	'2017	'2018	
Life Orientation	Wrote	3 116	3 151	3 133				0.5
	Passed	3 102	3 127	3 125	99.6	99.2	99.7	
Life Sciences	Wrote	1 399	1 347	1 280				3.4
	Passed	895	875	875	64.0	65.0	68.4	
Mathematical Literacy	Wrote	2 238	1 992	1 940				-1.5
	Passed	1 664	1 436	1 369	74.4	72.1	70.6	
Mathematics	Wrote	602	649	687				1.0
	Passed	393	376	405	65.3	57.9	59.0	
Music	Wrote	36	33	37				100.0
	Passed	36	33	37	100.0	100.0	100.0	
Physical Sciences	Wrote	444	422	434				7.7
	Passed	301	263	304	67.8	62.3	70.0	
Religion Studies	Wrote	237	169	280				-2.6
	Passed	215	142	228	90.7	84.0	81.4	
Technical Mathematics	Wrote			10				10.0
	Passed			1			10.0	
Technical Sciences	Wrote			10				50.0
	Passed			5			50.0	
Tourism	Wrote	1 121	1 146	1 147				0.8
	Passed	1 113	1 124	1 134	99.3	98.1	98.9	
Visual Arts	Wrote	51	56	65				100.0
	Passed	51	56	65	100.0	100.0	100.0	

## HOME LANGUAGES

Subject Name	Values	Year						Difference 2018-2017
		'2016	'2017	'2018	'2016	'2017	'2018	
Afrikaans Home	Wrote	1 436	1 360	1 406				2.9
	Passed	1 273	1 053	1 130	88.6	77.4	80.4	
English Home	Wrote	530	528	515				2.7
	Passed	501	487	489	94.5	92.2	95.0	
IsiXhosa Home	Wrote	1 128	1 220	1 195				0.2
	Passed	1 122	1 213	1 190	99.5	99.4	99.6	

## Subject Analysis by Category

Subject Name	Values [Pass Range & Wrote]	Year			Year			Difference 2018-2017
		'2016	'2017	'2018	'2016	'2017	'2018	
<b>Accounting</b>	[0-29%]	6 242	5 024	3 158	38.2	38.3	27.2	-11.1
	[30-39%]	4 155	3 116	3 088	25.4	23.8	26.6	2.8
	[40-49%]	2 619	2 103	2 384	16.0	16.0	20.5	4.5
	[50-59%]	1 457	1 294	1 410	8.9	9.9	12.1	2.3
	[60-69%]	807	693	767	4.9	5.3	6.6	1.3
	[70-79%]	558	470	419	3.4	3.6	3.6	0.0
	[80-100%]	516	417	392	3.2	3.2	3.4	0.2
	Wrote	16 354	13 117	11 618				
<b>Afrikaans 1st Additional</b>	[0-29%]	425	249	268	6.5	4.1	4.2	0.1
	[30-39%]	853	793	720	13.1	13.2	11.4	-1.8
	[40-49%]	1 143	1 066	1 101	17.5	17.7	17.4	-0.4
	[50-59%]	1 355	1 241	1 390	20.8	20.6	21.9	1.3
	[60-69%]	1 337	1 286	1 425	20.5	21.4	22.5	1.1
	[70-79%]	954	961	929	14.6	16.0	14.7	-1.3
	[80-100%]	449	416	508	6.9	6.9	8.0	1.1
	Wrote	6 516	6 012	6 341				
<b>Afrikaans 2nd Additional</b>	[0-29%]	3	6	6	1.5	2.9	3.0	0.0
	[30-39%]	63	74	72	31.2	36.3	35.8	-0.5
	[40-49%]	59	71	61	29.2	34.8	30.3	-4.5
	[50-59%]	44	28	25	21.8	13.7	12.4	-1.3
	[60-69%]	25	13	16	12.4	6.4	8.0	1.6
	[70-79%]	7	9	19	3.5	4.4	9.5	5.0
	[80-100%]	1	3	2	0.5	1.5	1.0	-0.5
	Wrote	202	204	201				
<b>Afrikaans Home</b>	[0-29%]	24	65	67	0.5	1.6	1.6	0.0
	[30-39%]	502	702	712	11.0	16.8	16.5	-0.3
	[40-49%]	1 902	1 543	1 617	41.7	36.9	37.6	0.6
	[50-59%]	1 192	955	1 046	26.2	22.8	24.3	1.5
	[60-69%]	616	562	551	13.5	13.4	12.8	-0.6
	[70-79%]	255	282	251	5.6	6.7	5.8	-0.9
	[80-100%]	66	72	62	1.4	1.7	1.4	-0.3
	Wrote	4 557	4 181	4 306				
<b>Agricultural Management Practices</b>	[0-29%]	21	8	20	7.3	2.7	5.9	3.3
	[30-39%]	72	72	114	25.2	24.0	33.8	9.8
	[40-49%]	86	111	127	30.1	37.0	37.7	0.7
	[50-59%]	72	77	52	25.2	25.7	15.4	-10.2
	[60-69%]	30	30	20	10.5	10.0	5.9	-4.1
	[70-79%]	4	1	4	1.4	0.3	1.2	0.9
	[80-100%]	1	1		0.3	0.3		-0.3
	Wrote	286	300	337				
<b>Agricultural Sciences</b>	[0-29%]	6 525	5 565	5 179	28.5	27.5	25.3	-2.1

Subject Name	Values [Pass Range & Wrote]	Year			Year			Difference 2018-2017
		'2016	'2017	'2018	'2016	'2017	'2018	
	[30-39%]	6 683	5 487	5 467	29.2	27.1	26.8	-0.3
	[40-49%]	5 307	4 680	4 582	23.2	23.1	22.4	-0.7
	[50-59%]	2 790	2 824	2 930	12.2	13.9	14.3	0.4
	[60-69%]	1 178	1 210	1 492	5.1	6.0	7.3	1.3
	[70-79%]	327	379	603	1.4	1.9	3.0	1.1
	[80-100%]	76	88	180	0.3	0.4	0.9	0.4
	Wrote	22 886	20 244	20 434				
<b>Agricultural Tech.</b>	[0-29%]			1			6.3	6.3
	[30-39%]	3	3	3	11.5	15.0	18.8	3.8
	[40-49%]	12	4	5	46.2	20.0	31.3	11.3
	[50-59%]	9	7	5	34.6	35.0	31.3	-3.8
	[60-69%]	2	4	2	7.7	20.0	12.5	-7.5
	[70-79%]		2			10.0		-10.0
	[80-100%]							
	Wrote	26	20	16				
<b>Arabic 2nd Additional</b>	[0-29%]	1			9.1			
	[30-39%]	2	5		18.2	27.8		-27.8
	[40-49%]	2	2	3	18.2	11.1	15.8	4.7
	[50-59%]		1	2		5.6	10.5	5.0
	[60-69%]	3	5	7	27.3	27.8	36.8	9.1
	[70-79%]	3	3	3	27.3	16.7	15.8	-0.9
	[80-100%]		2	4		11.1	21.1	9.9
	Wrote	11	18	19				
<b>Business Studies</b>	[0-29%]	9 972	9 539	8 361	35.3	40.4	39.9	-0.6
	[30-39%]	7 134	5 847	5 127	25.3	24.8	24.4	-0.3
	[40-49%]	5 235	3 917	3 434	18.5	16.6	16.4	-0.2
	[50-59%]	3 223	2 297	2 184	11.4	9.7	10.4	0.7
	[60-69%]	1 672	1 288	1 117	5.9	5.5	5.3	-0.1
	[70-79%]	718	522	540	2.5	2.2	2.6	0.4
	[80-100%]	293	158	213	1.0	0.7	1.0	0.3
	Wrote	28 247	23 585	20 976				
<b>Civil Tech.</b>	[0-29%]	53	41		7.4	6.3		-6.3
	[30-39%]	214	140		29.8	21.4		-21.4
	[40-49%]	221	191		30.8	29.2		-29.2
	[50-59%]	156	180		21.8	27.5		-27.5
	[60-69%]	53	72		7.4	11.0		-11.0
	[70-79%]	15	22		2.1	3.4		-3.4
	[80-100%]	5	8		0.7	1.2		-1.2
	Wrote	717	654					
<b>Computer Applications Tech.</b>	[0-29%]	559	483	431	13.7	13.0	12.5	-0.5
	[30-39%]	1 171	789	869	28.7	21.3	25.2	3.9
	[40-49%]	905	830	853	22.2	22.4	24.7	2.3
	[50-59%]	647	664	607	15.8	17.9	17.6	-0.3

Subject Name	Values [Pass Range & Wrote]	Year			Year			Difference 2018-2017
		'2016	'2017	'2018	'2016	'2017	'2018	
	[60-69%]	415	466	365	10.2	12.6	10.6	-2.0
	[70-79%]	259	340	226	6.3	9.2	6.5	-2.6
	[80-100%]	129	140	104	3.2	3.8	3.0	-0.8
	Wrote	4 085	3 712	3 455				
<b>Consumer Studies</b>	[0-29%]	188	175	138	4.1	4.2	3.4	-0.8
	[30-39%]	1 471	1 197	1 029	31.8	28.7	25.3	-3.4
	[40-49%]	1 645	1 482	1 561	35.6	35.6	38.4	2.8
	[50-59%]	816	839	848	17.7	20.1	20.8	0.7
	[60-69%]	356	335	363	7.7	8.0	8.9	0.9
	[70-79%]	125	120	108	2.7	2.9	2.7	-0.2
	[80-100%]	18	20	23	0.4	0.5	0.6	0.1
	Wrote	4 619	4 168	4 070				
<b>Dance Studies</b>	[0-29%]							
	[30-39%]							
	[40-49%]	1	3	4	4.5	7.0	13.8	6.8
	[50-59%]	4	14	10	18.2	32.6	34.5	1.9
	[60-69%]	6	14	9	27.3	32.6	31.0	-1.5
	[70-79%]	4	8	5	18.2	18.6	17.2	-1.4
	[80-100%]	7	4	1	31.8	9.3	3.4	-5.9
	Wrote	22	43	29				
<b>Design</b>	[0-29%]			1			1.0	1.0
	[30-39%]	4	5	7	3.8	6.3	6.7	0.4
	[40-49%]	11	9	23	10.5	11.4	22.1	10.7
	[50-59%]	24	12	17	22.9	15.2	16.3	1.2
	[60-69%]	24	20	19	22.9	25.3	18.3	-7.0
	[70-79%]	23	16	17	21.9	20.3	16.3	-3.9
	[80-100%]	19	17	20	18.1	21.5	19.2	-2.3
	Wrote	105	79	104				
<b>Dramatic Arts</b>	[0-29%]			1			0.3	0.3
	[30-39%]	8	3	15	2.4	0.8	3.9	3.1
	[40-49%]	18	22	70	5.4	6.2	18.2	12.0
	[50-59%]	49	56	67	14.8	15.9	17.4	1.6
	[60-69%]	84	104	86	25.4	29.5	22.4	-7.1
	[70-79%]	101	102	85	30.5	28.9	22.1	-6.8
	[80-100%]	71	66	60	21.5	18.7	15.6	-3.1
	Wrote	331	353	384				
<b>Economics</b>	[0-29%]	9 940	6 906	4 472	45.5	39.9	30.4	-9.5
	[30-39%]	6 313	4 880	4 172	28.9	28.2	28.3	0.2
	[40-49%]	3 254	3 038	3 192	14.9	17.5	21.7	4.1
	[50-59%]	1 495	1 540	1 867	6.8	8.9	12.7	3.8
	[60-69%]	581	640	734	2.7	3.7	5.0	1.3
	[70-79%]	217	249	249	1.0	1.4	1.7	0.3
	[80-100%]	65	60	41	0.3	0.3	0.3	-0.1

Subject Name	Values [Pass Range & Wrote]	Year			Year			Difference 2018-2017
		'2016	'2017	'2018	'2016	'2017	'2018	
	Wrote	21 865	17 324	14 727				
<b>Electrical Tech.</b>	[0-29%]	30	35		4.1	5.5		-5.5
	[30-39%]	155	147		21.2	23.0		-23.0
	[40-49%]	217	169		29.7	26.5		-26.5
	[50-59%]	195	141		26.7	22.1		-22.1
	[60-69%]	93	96		12.7	15.0		-15.0
	[70-79%]	30	41		4.1	6.4		-6.4
	[80-100%]	10	9		1.4	1.4		-1.4
	Wrote	730	638					
<b>Engineering Graphics &amp; Design</b>	[0-29%]	156	194	208	5.9	7.8	7.0	-0.8
	[30-39%]	603	653	780	23.0	26.2	26.3	0.1
	[40-49%]	816	757	977	31.1	30.4	33.0	2.5
	[50-59%]	541	446	516	20.6	17.9	17.4	-0.5
	[60-69%]	256	237	250	9.8	9.5	8.4	-1.1
	[70-79%]	161	122	138	6.1	4.9	4.7	-0.2
	[80-100%]	92	79	96	3.5	3.2	3.2	0.1
	Wrote	2 625	2 488	2 965				
<b>English 1st Additional</b>	[0-29%]	3 171	3 988	2 465	4.0	5.6	3.5	-2.1
	[30-39%]	17 254	15 290	14 402	21.6	21.5	20.3	-1.2
	[40-49%]	27 528	22 929	24 413	34.4	32.3	34.5	2.2
	[50-59%]	20 000	17 666	18 299	25.0	24.9	25.9	1.0
	[60-69%]	8 973	8 124	8 388	11.2	11.4	11.9	0.4
	[70-79%]	2 624	2 545	2 376	3.3	3.6	3.4	-0.2
	[80-100%]	382	430	438	0.5	0.6	0.6	0.0
	Wrote	79 932	71 006	70 783				
<b>English Home</b>	[0-29%]	33	62	61	0.4	0.8	0.7	-0.1
	[30-39%]	487	653	593	5.7	8.1	6.9	-1.2
	[40-49%]	2 429	2 410	2 440	28.6	29.9	28.5	-1.4
	[50-59%]	2 610	2 624	2 843	30.7	32.6	33.2	0.6
	[60-69%]	1 749	1 622	1 739	20.6	20.2	20.3	0.2
	[70-79%]	893	575	725	10.5	7.1	8.5	1.3
	[80-100%]	299	103	159	3.5	1.3	1.9	0.6
	Wrote	8 500	8 049	8 560				
<b>French 2nd Additional</b>	[0-29%]							
	[30-39%]							
	[40-49%]	1	3		12.5	21.4		-21.4
	[50-59%]	2	2	1	25.0	14.3	7.7	-6.6
	[60-69%]		3	2		21.4	15.4	-6.0
	[70-79%]	1	4	5	12.5	28.6	38.5	9.9
	[80-100%]	4	2	5	50.0	14.3	38.5	24.2
	Wrote	8	14	13				
<b>Geography</b>	[0-29%]	10 690	9 027	8 340	30.7	30.2	28.7	-1.5
	[30-39%]	9 617	7 728	7 721	27.6	25.9	26.6	0.7

Subject Name	Values [Pass Range & Wrote]	Year			Year			Difference 2018-2017
		'2016	'2017	'2018	'2016	'2017	'2018	
	[40-49%]	7 025	6 416	6 050	20.2	21.5	20.8	-0.6
	[50-59%]	4 131	3 884	3 853	11.9	13.0	13.3	0.3
	[60-69%]	2 107	1 879	1 987	6.1	6.3	6.8	0.6
	[70-79%]	880	706	800	2.5	2.4	2.8	0.4
	[80-100%]	358	254	294	1.0	0.8	1.0	0.2
	Wrote	34 808	29 894	29 046				
<b>German 2nd Additional</b>	[0-29%]							
	[30-39%]							
	[40-49%]							
	[50-59%]							
	[60-69%]							
	[70-79%]		1			50.0		-50.0
	[80-100%]	3	1	1	100	50.0	100.0	50.0
	Wrote	3	2	1				
<b>History</b>	[0-29%]	5 846	4 237	3 242	25.1	20.6	15.4	-5.2
	[30-39%]	5 312	4 124	4 015	22.8	20.1	19.1	-1.0
	[40-49%]	4 778	4 268	4 437	20.5	20.8	21.1	0.3
	[50-59%]	3 594	3 326	3 887	15.5	16.2	18.5	2.3
	[60-69%]	2 074	2 304	2 809	8.9	11.2	13.4	2.2
	[70-79%]	1 088	1 379	1 634	4.7	6.7	7.8	1.1
	[80-100%]	563	916	1 001	2.4	4.5	4.8	0.3
	Wrote	23 255	20 566	21 026				
<b>Hospitality Studies</b>	[0-29%]	67	33	30	6.9	4.9	5.2	0.3
	[30-39%]	219	164	139	22.6	24.3	24.1	-0.2
	[40-49%]	280	237	218	28.9	35.1	37.8	2.7
	[50-59%]	250	145	135	25.8	21.4	23.4	1.9
	[60-69%]	97	67	41	10.0	9.9	7.1	-2.8
	[70-79%]	44	18	12	4.5	2.7	2.1	-0.6
	[80-100%]	11	12	2	1.1	1.8	0.3	-1.4
	Wrote	968	676	577				
<b>Information Tech.</b>	[0-29%]	15	28	23	5.2	12.6	8.7	-3.8
	[30-39%]	44	29	48	15.3	13.0	18.2	5.2
	[40-49%]	62	26	40	21.5	11.7	15.2	3.5
	[50-59%]	43	38	40	14.9	17.0	15.2	-1.9
	[60-69%]	37	44	31	12.8	19.7	11.7	-8.0
	[70-79%]	32	21	39	11.1	9.4	14.8	5.4
	[80-100%]	55	37	43	19.1	16.6	16.3	-0.3
	Wrote	288	223	264				
<b>IsiXhosa 1st Additional</b>	[0-29%]		3	1		0.2	0.1	-0.1
	[30-39%]	2	7	11	0.2	0.5	0.7	0.2
	[40-49%]	15	37	66	1.1	2.6	4.2	1.7
	[50-59%]	130	222	308	9.9	15.4	19.7	4.3
	[60-69%]	511	625	687	39.0	43.3	43.9	0.6

Subject Name	Values [Pass Range & Wrote]	Year			Year			Difference 2018-2017
		'2016	'2017	'2018	'2016	'2017	'2018	
	[70-79%]	538	494	442	41.0	34.2	28.2	-6.0
	[80-100%]	115	55	50	8.8	3.8	3.2	-0.6
	Wrote	1 311	1 443	1 565				
<b>IsiXhosa 2nd Additional</b>	[0-29%]							
	[30-39%]							
	[40-49%]							
	[50-59%]							
	[60-69%]							
	[70-79%]		4			100		-100
	[80-100%]							
	Wrote		4					
<b>IsiXhosa Home</b>	[0-29%]	53	49	47	0.1	0.1	0.1	0.0
	[30-39%]	123	116	142	0.2	0.2	0.2	0.0
	[40-49%]	1 242	820	974	1.7	1.2	1.5	0.2
	[50-59%]	11 548	6 985	6 793	15.5	10.6	10.4	-0.2
	[60-69%]	36 322	29 357	25 249	48.8	44.4	38.5	-5.9
	[70-79%]	23 546	25 903	27 827	31.6	39.2	42.4	3.2
	[80-100%]	1 632	2 877	4 583	2.2	4.3	7.0	2.6
	Wrote	74 466	66 142	65 617				
<b>Isizulu 1st Additional</b>	[0-29%]							
	[30-39%]							
	[40-49%]							
	[50-59%]							
	[60-69%]							
	[70-79%]		1			100.0		-100
	[80-100%]							
	Wrote		1					
<b>Isizulu Home</b>	[0-29%]	1			20.0			
	[30-39%]							
	[40-49%]	1	1	1	20.0	12.5	16.7	4.2
	[50-59%]		5	4		62.5	66.7	4.2
	[60-69%]	1	2	1	20.0	25.0	16.7	-8.3
	[70-79%]	2			40.0			
	[80-100%]							
	Wrote	5	8	6				
<b>Life Orientation</b>	[0-29%]	566	265	326	0.6	0.3	0.4	0.1
	[30-39%]	4 346	2 642	2 927	4.8	3.3	3.6	0.3
	[40-49%]	16 926	12 476	13 919	18.8	15.4	17.0	1.6
	[50-59%]	28 008	23 803	24 782	31.1	29.4	30.3	0.9
	[60-69%]	23 070	23 174	22 474	25.6	28.6	27.5	-1.1
	[70-79%]	12 335	13 131	12 305	13.7	16.2	15.0	-1.2
	[80-100%]	4 817	5 529	5 085	5.3	6.8	6.2	-0.6
	Wrote	90 068	81 055	81 820				

Subject Name	Values [Pass Range & Wrote]	Year			Year			Difference 2018-2017
		'2016	'2017	'2018	'2016	'2017	'2018	
<b>Life Sciences</b>	[0-29%]	19 210	13 972	11 891	38.3	31.5	26.9	-4.5
	[30-39%]	12 125	9 643	10 836	24.2	21.7	24.5	2.8
	[40-49%]	8 140	8 134	8 954	16.2	18.3	20.3	2.0
	[50-59%]	5 136	5 914	6 333	10.2	13.3	14.3	1.0
	[60-69%]	2 984	3 727	3 635	6.0	8.4	8.2	-0.2
	[70-79%]	1 661	1 998	1 746	3.3	4.5	4.0	-0.5
	[80-100%]	886	987	758	1.8	2.2	1.7	-0.5
	Wrote	50 142	44 386	44 153				
<b>Mathematical Literacy</b>	[0-29%]	19 658	12 332	10 686	43.9	35.6	35.6	0.0
	[30-39%]	10 918	9 694	7 720	24.4	28.0	25.7	-2.3
	[40-49%]	7 009	6 258	5 273	15.7	18.1	17.6	-0.5
	[50-59%]	3 689	3 497	3 198	8.2	10.1	10.6	0.5
	[60-69%]	2 086	1 858	1 835	4.7	5.4	6.1	0.7
	[70-79%]	1 018	750	914	2.3	2.2	3.0	0.9
	[80-100%]	368	193	404	0.8	0.6	1.3	0.8
	Wrote	44 746	34 609	30 031				
<b>Mathematics</b>	[0-29%]	24 658	20 771	19 873	62.5	57.7	54.5	-3.2
	[30-39%]	6 053	5 678	7 138	15.3	15.8	19.6	3.8
	[40-49%]	3 694	3 992	4 490	9.4	11.1	12.3	1.2
	[50-59%]	2 220	2 567	2 444	5.6	7.1	6.7	-0.4
	[60-69%]	1 412	1 548	1 328	3.6	4.3	3.6	-0.7
	[70-79%]	827	921	732	2.1	2.6	2.0	-0.6
	[80-100%]	588	512	444	1.5	1.4	1.2	-0.2
	Wrote	39 452	35 994	36 449				
<b>Mechanical Tech.</b>	[0-29%]	69	32		10.8	6.5		-6.5
	[30-39%]	194	108		30.5	22.0		-22.0
	[40-49%]	202	149		31.8	30.3		-30.3
	[50-59%]	114	101		17.9	20.5		-20.5
	[60-69%]	38	68		6.0	13.8		-13.8
	[70-79%]	13	30		2.0	6.1		-6.1
	[80-100%]	6	4		0.9	0.8		-0.8
	Wrote	636	492					
<b>Music</b>	[0-29%]	10	3	2	3.0	1.0	0.7	-0.3
	[30-39%]	24	11	9	7.2	3.5	3.1	-0.5
	[40-49%]	90	65	73	26.9	20.8	24.8	4.1
	[50-59%]	102	70	81	30.4	22.4	27.6	5.2
	[60-69%]	51	83	71	15.2	26.5	24.1	-2.4
	[70-79%]	36	49	35	10.7	15.7	11.9	-3.8
	[80-100%]	22	32	23	6.6	10.2	7.8	-2.4
	Wrote	335	313	294				
<b>Physical Sciences</b>	[0-29%]	13 832	10 581	8 357	50.4	42.7	33.5	-9.1
	[30-39%]	6 022	5 856	6 766	21.9	23.6	27.1	3.5
	[40-49%]	3 221	3 420	4 434	11.7	13.8	17.8	4.0



Subject Name	Values [Pass Range & Wrote]	Year			Year			Difference 2018-2017
		'2016	'2017	'2018	'2016	'2017	'2018	
	[50-59%]	2 004	2 178	2 491	7.3	8.8	10.0	1.2
	[60-69%]	1 124	1 322	1 430	4.1	5.3	5.7	0.4
	[70-79%]	737	834	779	2.7	3.4	3.1	-0.2
	[80-100%]	509	610	682	1.9	2.5	2.7	0.3
	Wrote	27 449	24 805	24 939				
<b>Religion Studies</b>	[0-29%]	109	131	81	12.1	16.9	9.6	-7.3
	[30-39%]	145	187	122	16.0	24.1	14.5	-9.7
	[40-49%]	169	167	150	18.7	21.5	17.8	-3.8
	[50-59%]	182	132	170	20.1	17.0	20.1	3.1
	[60-69%]	160	86	138	17.7	11.1	16.4	5.3
	[70-79%]	81	55	113	9.0	7.1	13.4	6.3
	[80-100%]	58	17	70	6.4	2.2	8.3	6.1
	Wrote	904	775	844				
<b>Sesotho 1st Additional</b>	[0-29%]							
	[30-39%]	1			100			
	[40-49%]							
	[50-59%]							
	[60-69%]							
	[70-79%]							
	[80-100%]							
	Wrote	1						
<b>Sesotho Home</b>	[0-29%]	3	1		0.2	0.1		-0.1
	[30-39%]	12	10	12	0.6	0.6	0.7	0.1
	[40-49%]	120	71	105	6.5	4.6	6.3	1.7
	[50-59%]	572	312	604	30.9	20.3	36.4	16.1
	[60-69%]	809	660	804	43.7	42.9	48.4	5.6
	[70-79%]	307	430	133	16.6	27.9	8.0	-19.9
	[80-100%]	29	56	2	1.6	3.6	0.1	-3.5
	Wrote	1 852	1 540	1 660				
<b>Spanish 2nd Additional</b>	[0-29%]							
	[30-39%]							
	[40-49%]							
	[50-59%]							
	[60-69%]	1	1		100	100.0		-100
	[70-79%]			1			100.0	100
	[80-100%]							
	Wrote	1	1	1				
<b>Tourism</b>	[0-29%]	941	746	582	4.8	4.7	4.0	-0.6
	[30-39%]	4 703	2 890	2 418	23.8	18.1	16.8	-1.3
	[40-49%]	6 948	4 920	4 148	35.1	30.8	28.8	-2.0
	[50-59%]	4 639	4 184	3 824	23.4	26.2	26.6	0.4
	[60-69%]	1 840	2 193	2 292	9.3	13.7	15.9	2.2
	[70-79%]	576	804	875	2.9	5.0	6.1	1.1

Subject Name	Values [Pass Range & Wrote]	Year			Year			Difference 2018-2017
		'2016	'2017	'2018	'2016	'2017	'2018	
	[80-100%]	142	245	246	0.7	1.5	1.7	0.2
	Wrote	19 789	15 982	14 387				
<b>Visual Arts</b>	[0-29%]	32	6	11	9.5	2.0	3.5	1.5
	[30-39%]	51	29	36	15.1	9.6	11.5	1.9
	[40-49%]	59	43	53	17.5	14.2	16.9	2.7
	[50-59%]	54	51	61	16.0	16.9	19.5	2.6
	[60-69%]	59	62	51	17.5	20.5	16.3	-4.2
	[70-79%]	51	51	53	15.1	16.9	16.9	0.0
	[80-100%]	32	60	48	9.5	19.9	15.3	-4.5
	Wrote	338	302	313				
<b>Civil Tech. (Construction)</b>	[0-29%]			17			3.1	3.1
	[30-39%]			83			15.0	15.0
	[40-49%]			160			28.8	28.8
	[50-59%]			160			28.8	28.8
	[60-69%]			92			16.6	16.6
	[70-79%]			31			5.6	5.6
	[80-100%]			12			2.2	2.2
	Wrote			555				
<b>Electrical Tech. (Power Systems)</b>	[0-29%]			69			10.5	10.5
	[30-39%]			207			31.4	31.4
	[40-49%]			218			33.0	33.0
	[50-59%]			114			17.3	17.3
	[60-69%]			43			6.5	6.5
	[70-79%]			9			1.4	1.4
	[80-100%]							
	Wrote			660				
<b>Technical Mathematics</b>	[0-29%]			819			58.4	58.4
	[30-39%]			211			15.0	15.0
	[40-49%]			153			10.9	10.9
	[50-59%]			105			7.5	7.5
	[60-69%]			58			4.1	4.1
	[70-79%]			34			2.4	2.4
	[80-100%]			23			1.6	1.6
	Wrote			1 403				
<b>Technical Sciences</b>	[0-29%]			192			13.3	13.3
	[30-39%]			524			36.2	36.2
	[40-49%]			395			27.3	27.3
	[50-59%]			198			13.7	13.7
	[60-69%]			80			5.5	5.5
	[70-79%]			42			2.9	2.9
	[80-100%]			16			1.1	1.1
	Wrote			1 447				
<b>Mechanical Tech. (Automotive)</b>	[0-29%]			28			9.0	9.0

Subject Name	Values [Pass Range & Wrote]	Year			Year			Difference 2018-2017
		'2016	'2017	'2018	'2016	'2017	'2018	
	[30-39%]			92			29.7	29.7
	[40-49%]			99			31.9	31.9
	[50-59%]			52			16.8	16.8
	[60-69%]			30			9.7	9.7
	[70-79%]			7			2.3	2.3
	[80-100%]			2			0.6	0.6
	Wrote			310				
<b>Civil Tech. (Woodworking)</b>	[0-29%]			5			1.8	1.8
	[30-39%]			27			9.5	9.5
	[40-49%]			96			33.9	33.9
	[50-59%]			73			25.8	25.8
	[60-69%]			60			21.2	21.2
	[70-79%]			16			5.7	5.7
	[80-100%]			6			2.1	2.1
	Wrote			283				
<b>Civil Tech. (Civil Services)</b>	[0-29%]							
	[30-39%]			3			30.0	30.0
	[40-49%]			5			50.0	50.0
	[50-59%]							
	[60-69%]			2			20.0	20.0
	[70-79%]							
	[80-100%]							
	Wrote			10				
<b>Electrical Tech. (Electronics)</b>	[0-29%]			1			1.2	1.2
	[30-39%]			24			29.6	29.6
	[40-49%]			33			40.7	40.7
	[50-59%]			16			19.8	19.8
	[60-69%]			5			6.2	6.2
	[70-79%]			2			2.5	2.5
	[80-100%]							
	Wrote			81				
<b>Electrical Tech. (Digital Systems)</b>	[0-29%]			13			26.0	26.0
	[30-39%]			16			32.0	32.0
	[40-49%]			8			16.0	16.0
	[50-59%]			7			14.0	14.0
	[60-69%]			5			10.0	10.0
	[70-79%]			1			2.0	2.0
	[80-100%]							
	Wrote			50				
<b>Maritime Economics</b>	[0-29%]							
	[30-39%]			1			3.6	3.6
	[40-49%]			2			7.1	7.1
	[50-59%]			12			42.9	42.9

Subject Name	Values [Pass Range & Wrote]	Year			Year			Difference 2018-2017
		'2016	'2017	'2018	'2016	'2017	'2018	
	[60-69%]			6			21.4	21.4
	[70-79%]			6			21.4	21.4
	[80-100%]			1			3.6	3.6
	Wrote			28				
<b>Nautical Science</b>	[0-29%]			12			42.9	42.9
	[30-39%]			8			28.6	28.6
	[40-49%]			4			14.3	14.3
	[50-59%]			3			10.7	10.7
	[60-69%]			1			3.6	3.6
	[70-79%]							
	[80-100%]							
	Wrote			28				
<b>Mechanical Tech. (Fitting &amp; Machine)</b>	[0-29%]			4			2.0	2.0
	[30-39%]			33			16.4	16.4
	[40-49%]			69			34.3	34.3
	[50-59%]			57			28.4	28.4
	[60-69%]			16			8.0	8.0
	[70-79%]			18			9.0	9.0
	[80-100%]			4			2.0	2.0
	Wrote			201				
<b>Mechanical Tech. (Welding and Metal)</b>	[0-29%]			10			5.0	5.0
	[30-39%]			48			23.9	23.9
	[40-49%]			71			35.3	35.3
	[50-59%]			55			27.4	27.4
	[60-69%]			15			7.5	7.5
	[70-79%]			1			0.5	0.5
	[80-100%]			1			0.5	0.5
	Wrote			201				
<b>South African Sign Home</b>	[0-29%]							
	[30-39%]			2			15.4	15.4
	[40-49%]			8			61.5	61.5
	[50-59%]			2			15.4	15.4
	[60-69%]			1			7.7	7.7
	[70-79%]							
	[80-100%]							
	Wrote			13				

## PROMOTION CLASSIFICATION PROVINCIAL



## PROVINCIAL as %



**PROMOTION CLASSIFICATION (per Cluster)**  
**CLUSTER A**



**CLUSTER A as %**





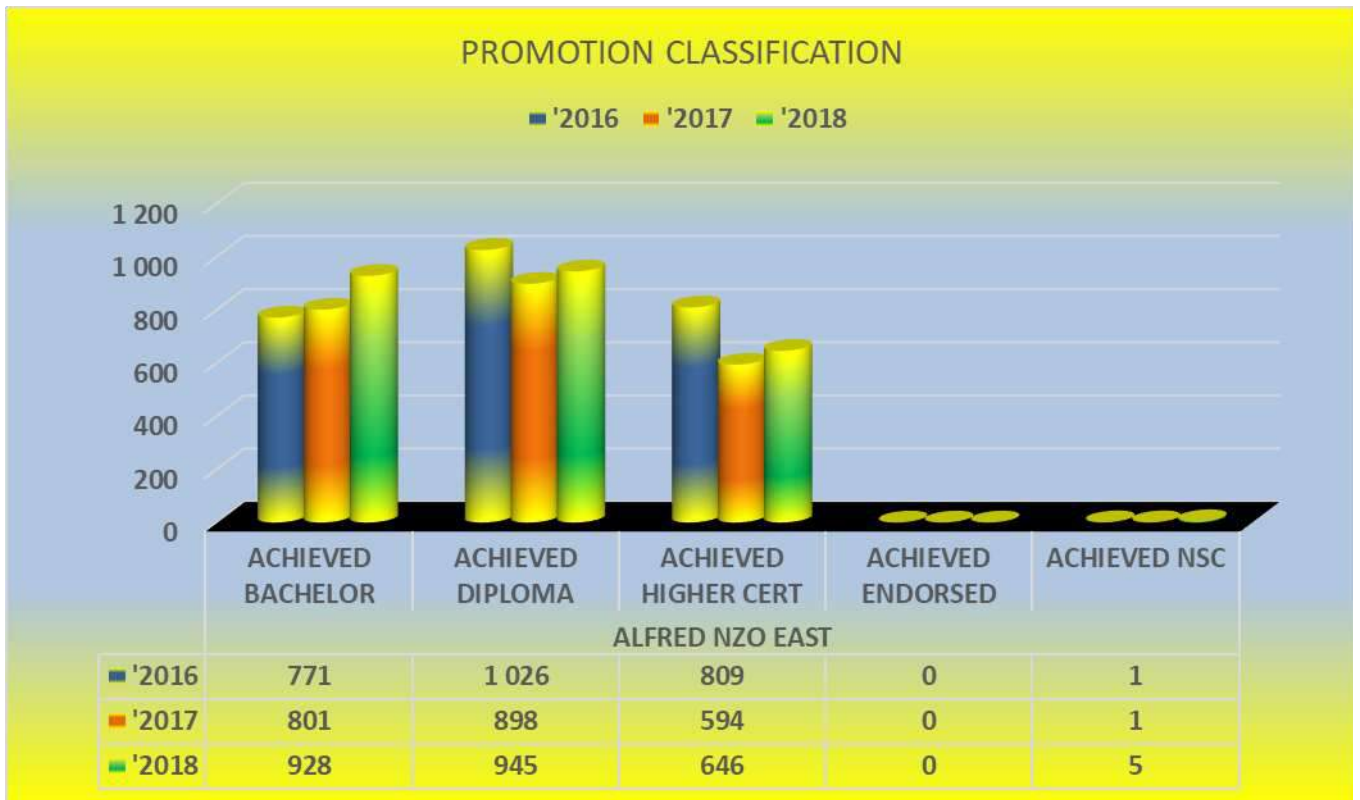
## CLUSTER B



## CLUSTER B as %



**PROMOTION CLASSIFICATION (per District)**  
**ALFRED NZO EAST**

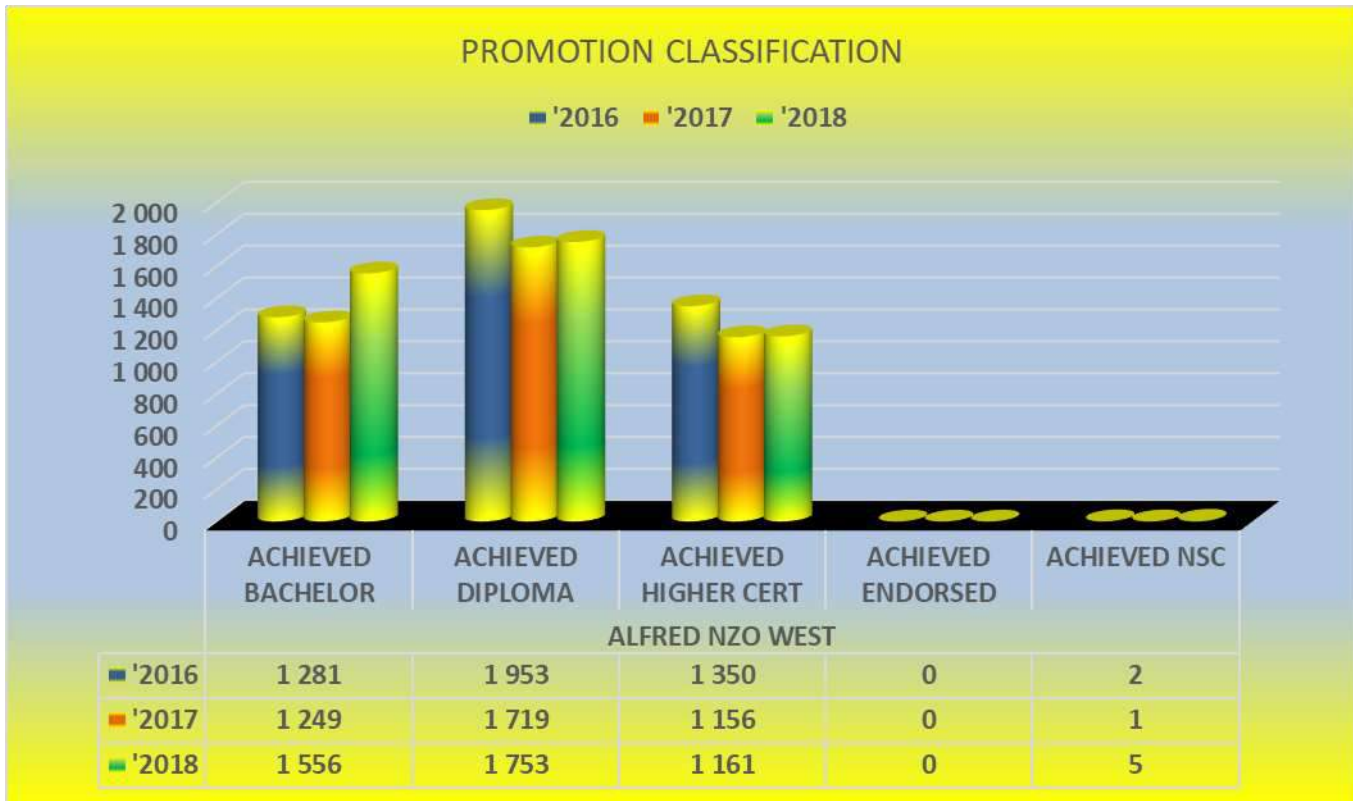


**ALFRED NZO EAST as %**





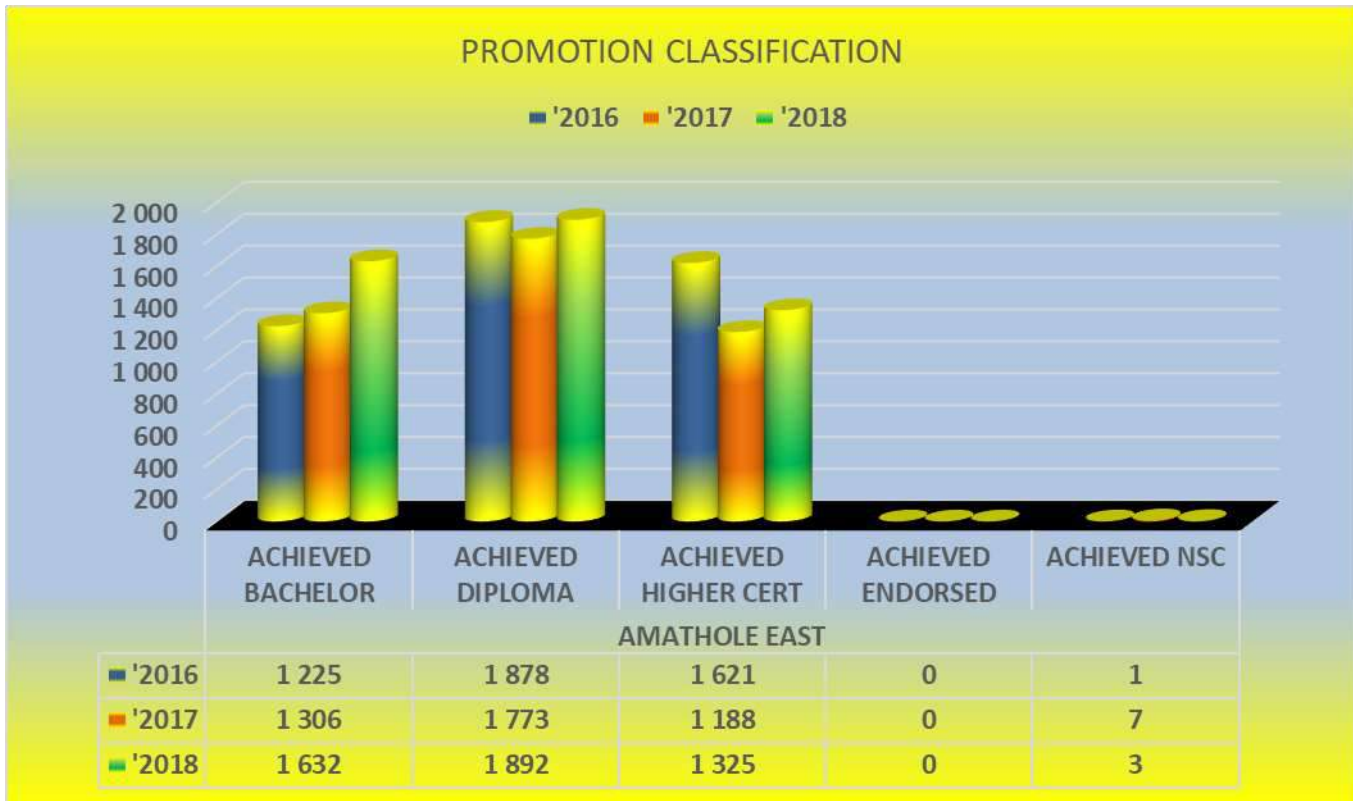
## ALFRED NZO WEST



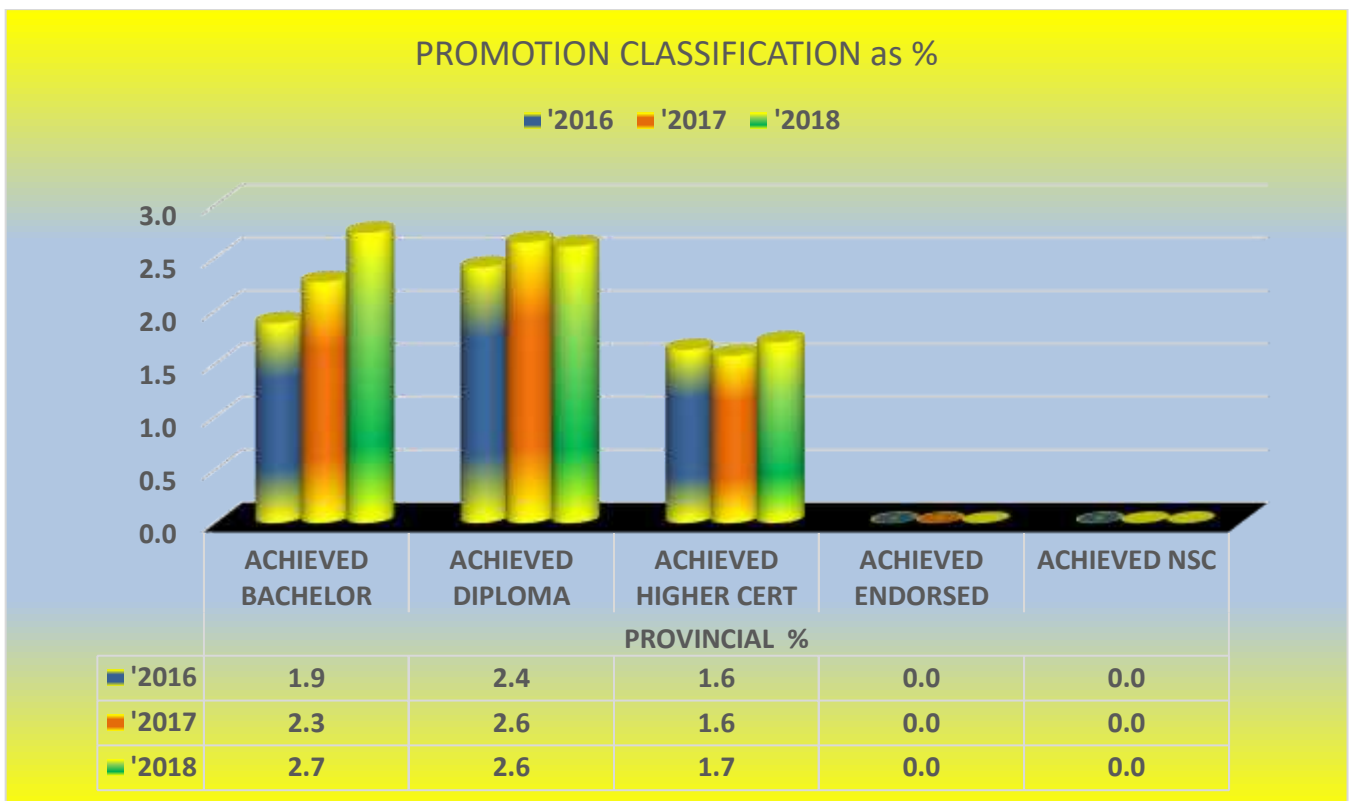
## ALFRED NZO WEST as %



## AMATHOLE EAST



## AMATHOLE EAST as %



## AMATHOLE WEST



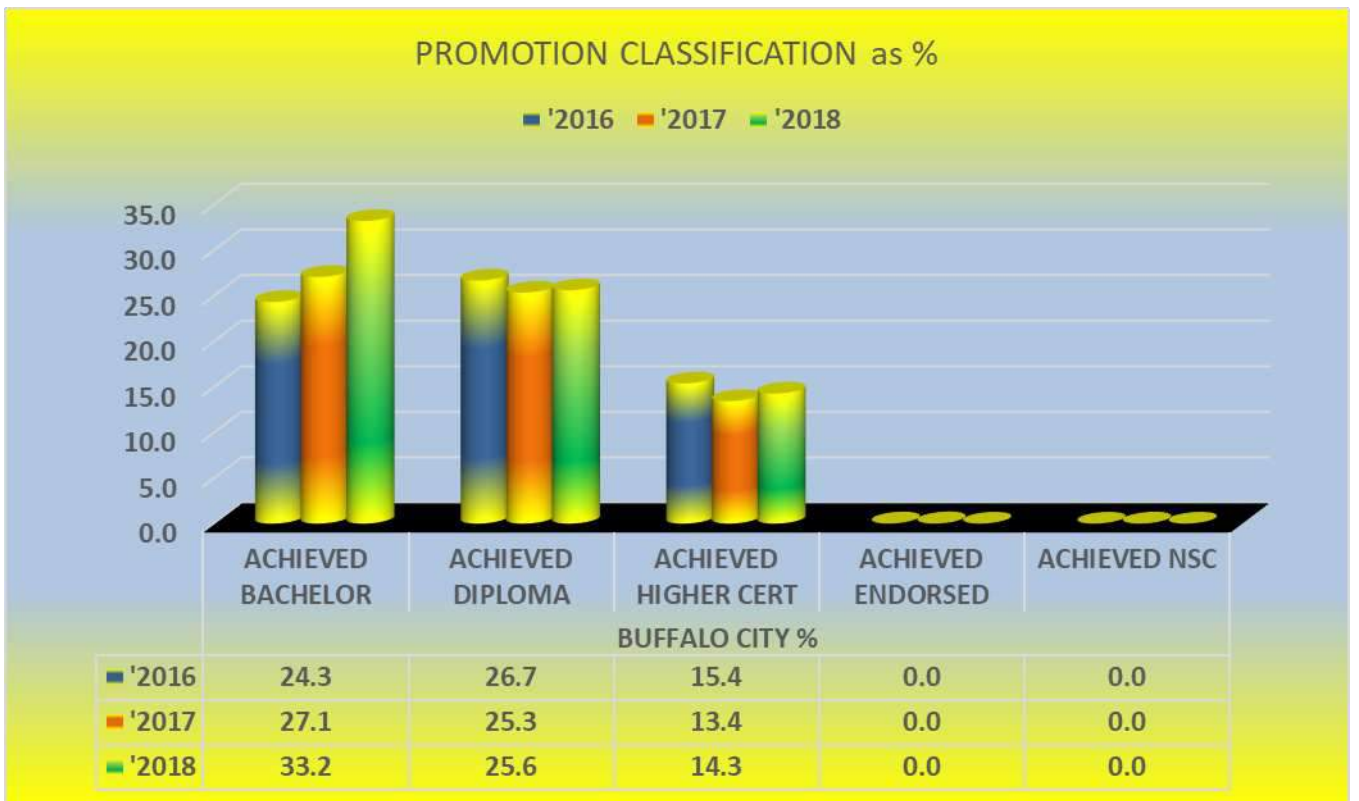
## AMATHOLE WEST as %



## BUFFALO CITY

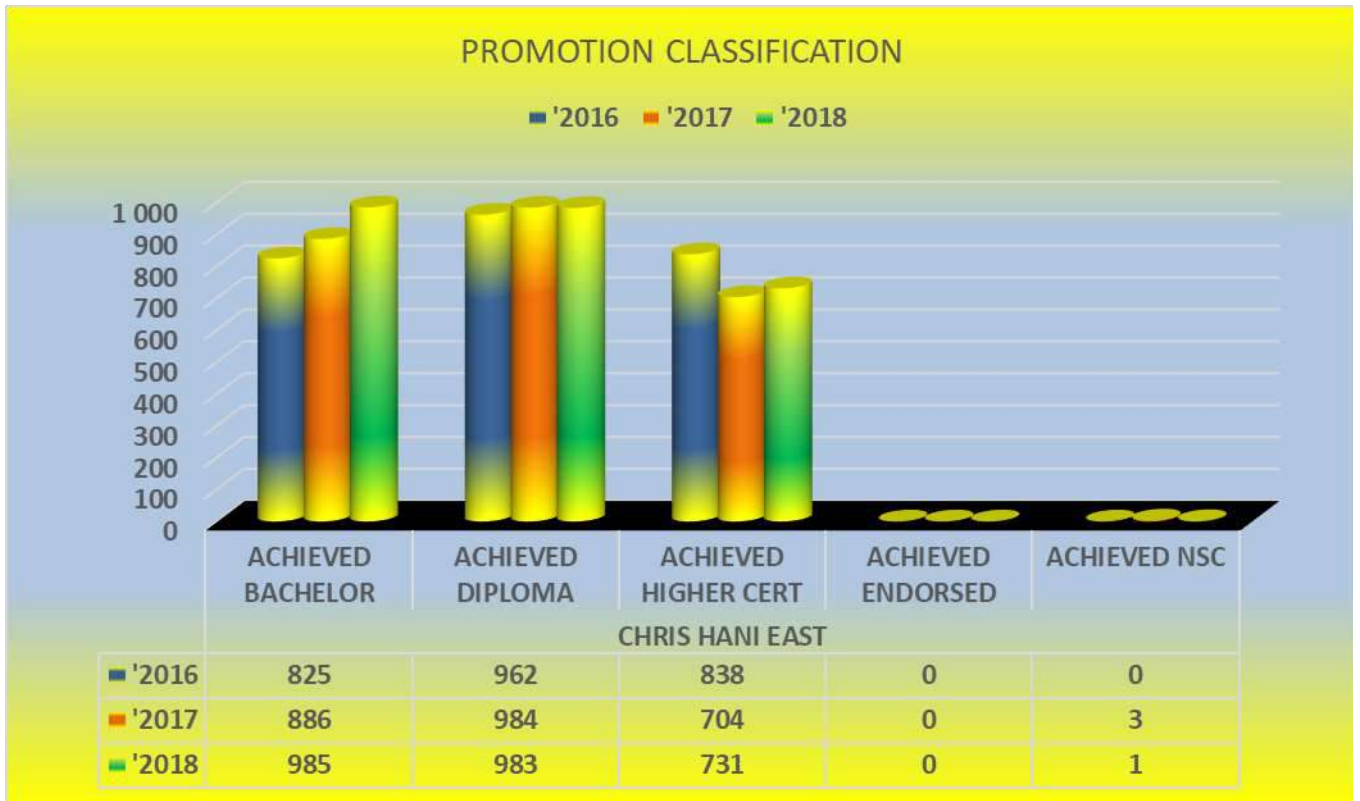


## BUFFALO CITY as %





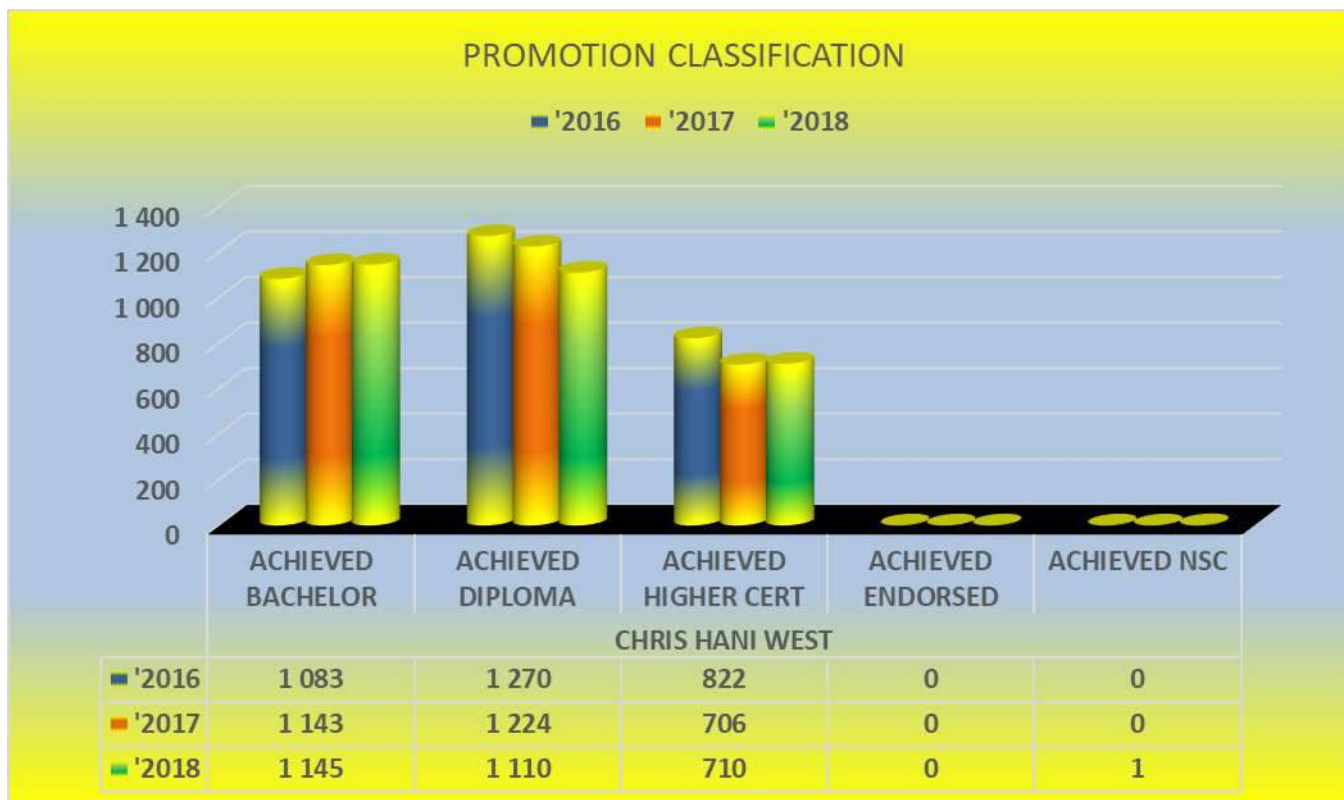
## CHRIS HANI EAST



## CHRIS HANI EAST as %



## CHRIS HANI WEST



## CHRIS HANI WEST as %



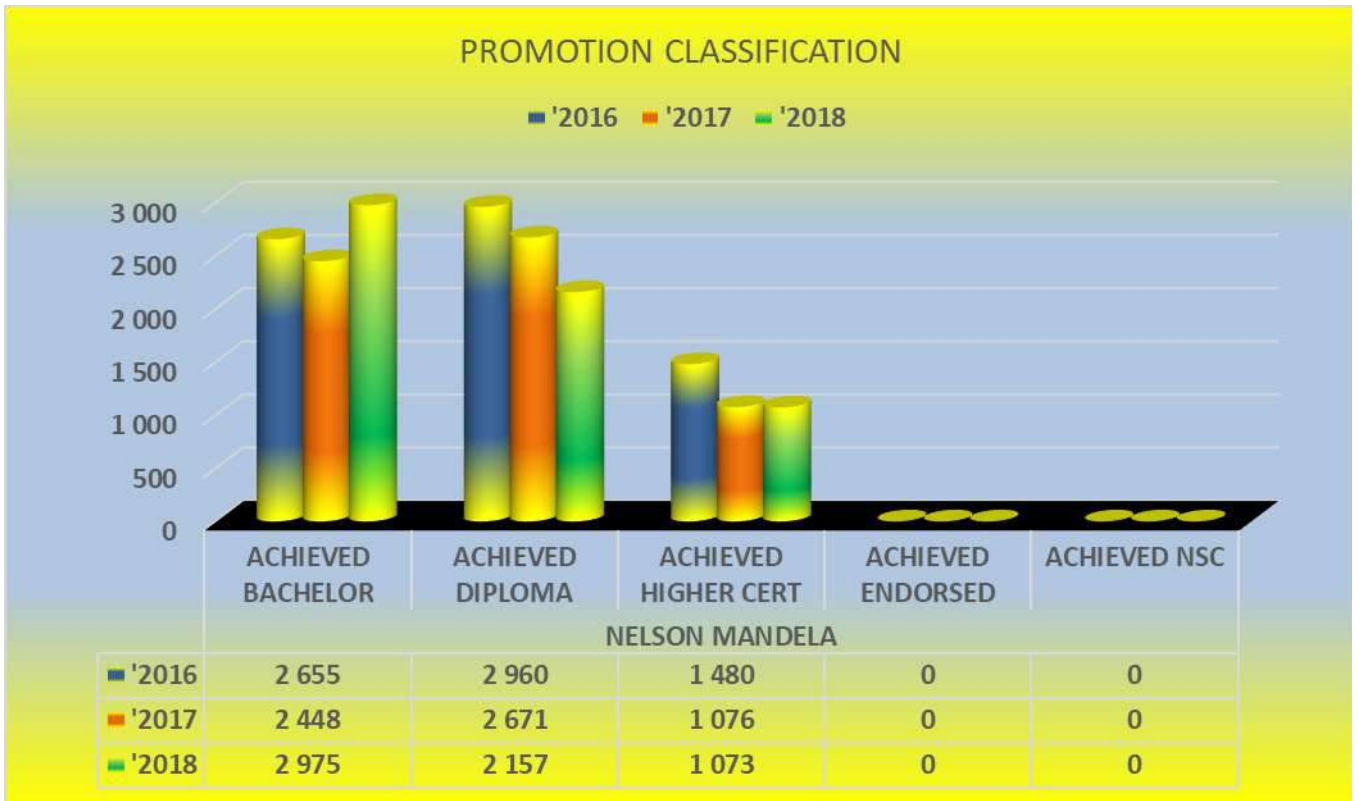
## JOE GQABI



## JOE GQABI as %



## NELSON MANDELA

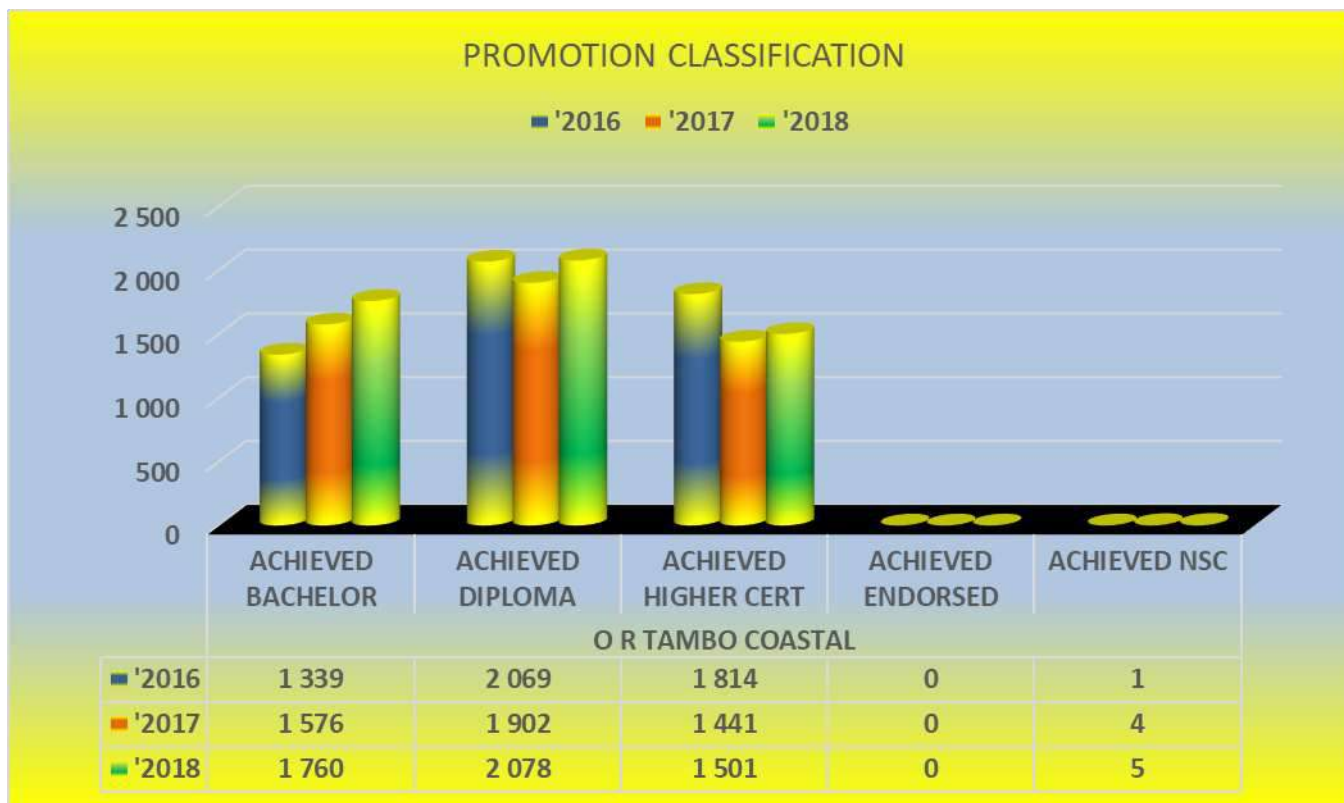


## NELSON MANDELA as %





## O R TAMBO COASTAL



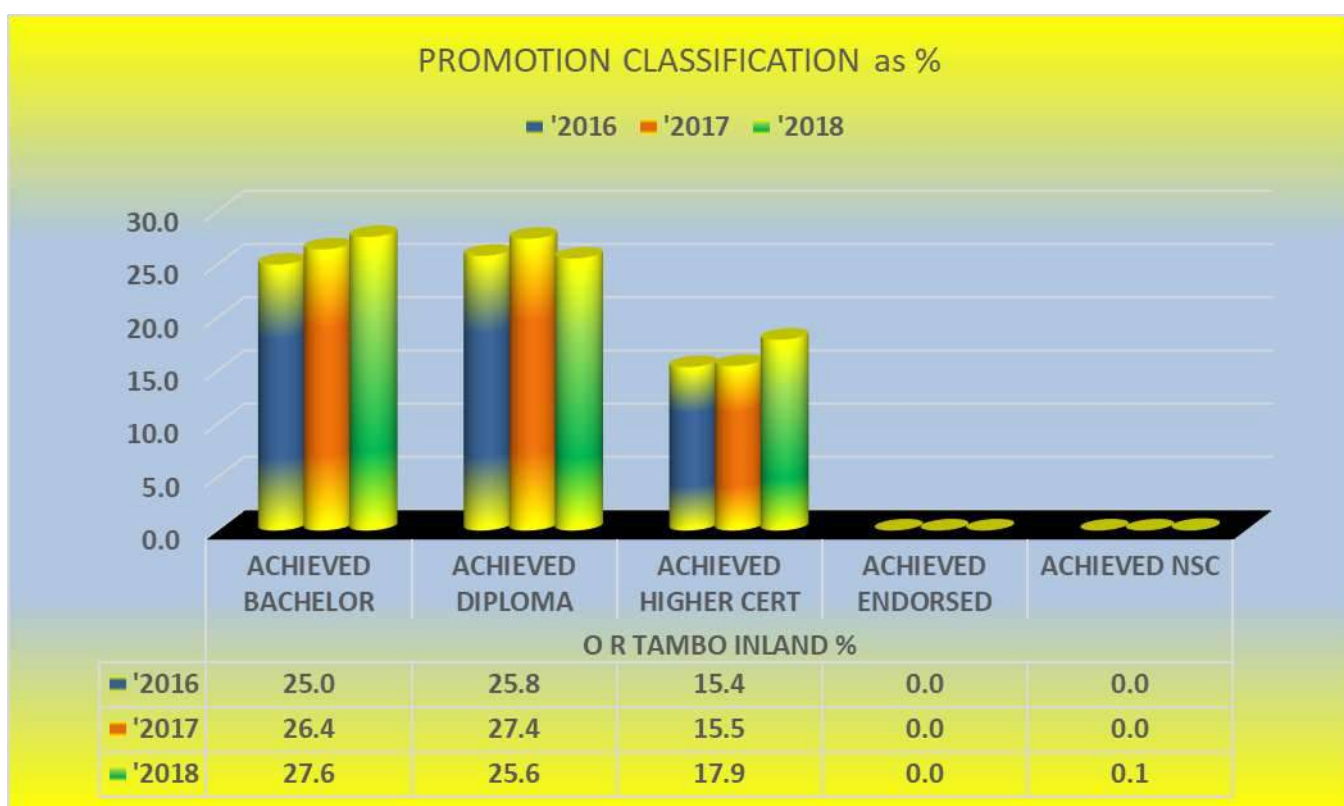
## O R TAMBO COASTAL as %



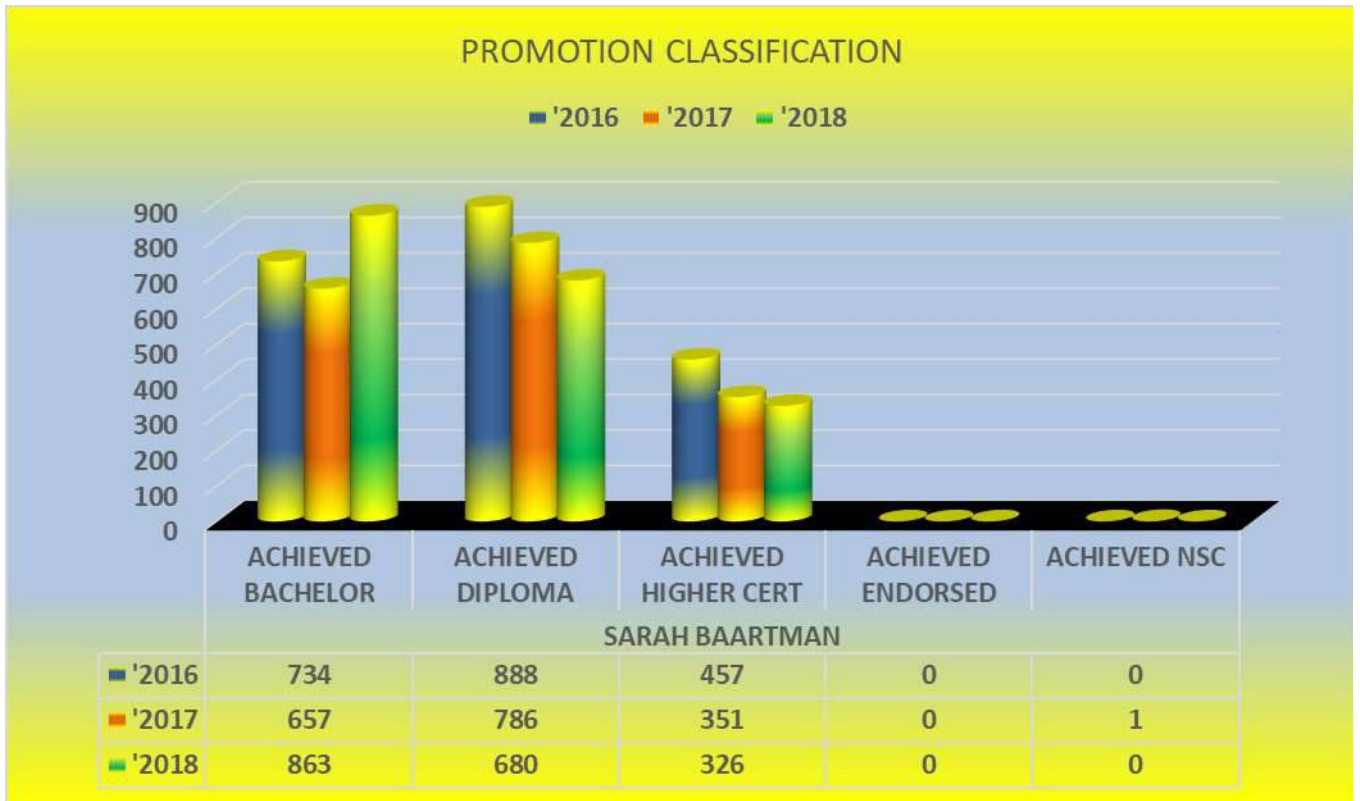
## O R TAMBO INLAND



## O R TAMBO INLAND as %



## SARAH BAARTMAN



## SARAH BAARTMAN as %



## DISTINCTIONS

### NUMBER OF DISTINCTIONS (PROVINCE)



### PERCENT DISTINCTIONS (PROVINCE)





## NUMBER OF DISTINCTIONS (CLUSTER A)



## PERCENT DISTINCTIONS (CLUSTER A)



## NUMBER OF DISTINCTIONS (CLUSTER B)



## PERCENT DISTINCTIONS (CLUSTER B)



## DISTINCTIONS BY DISTRICT

District	Values	Year			Year			Difference
		'2016	'2017	'2018	'2016	'2017	'2018	2018-2017
<b>ALFRED NZO EAST</b>	Distinctions	446	475	566				
	Wrote	33 746	30 165	27 886	1.3	1.6	2.0	0.5
<b>ALFRED NZO WEST</b>	Distinctions	758	1 157	1 126				
	Wrote	56 742	49 703	50 364	1.3	2.3	2.2	-0.1
<b>AMATHOLE EAST</b>	Distinctions	756	984	1 496				
	Wrote	67 826	59 777	57 144	1.1	1.6	2.6	1.0
<b>AMATHOLE WEST</b>	Distinctions	252	342	452				
	Wrote	34 239	29 969	27 682	0.7	1.1	1.6	0.5
<b>BUFFALO CITY</b>	Distinctions	2 365	2 341	2 652				
	Wrote	71 717	60 164	60 957	3.3	3.9	4.4	0.5
<b>CHRIS HANI EAST</b>	Distinctions	610	764	1 076				
	Wrote	36 871	32 682	31 146	1.7	2.3	3.5	1.1
<b>CHRIS HANI WEST</b>	Distinctions	908	967	860				
	Wrote	37 845	35 029	34 091	2.4	2.8	2.5	-0.2
<b>JOE GQABI</b>	Distinctions	326	447	429				
	Wrote	30 049	26 047	26 742	1.1	1.7	1.6	-0.1
<b>NELSON MANDELA</b>	Distinctions	2 932	2 938	3 156				
	Wrote	78 521	66 017	64 975	3.7	4.5	4.9	0.4
<b>O R TAMBO COASTAL</b>	Distinctions	834	1 329	1 253				
	Wrote	81 076	64 569	64 598	1.0	2.1	1.9	-0.1
<b>O R TAMBO INLAND</b>	Distinctions	1 790	2 056	2 286				
	Wrote	63 954	61 089	61 727	2.8	3.4	3.7	0.3
<b>SARAH BAARTMAN</b>	Distinctions	720	692	757				
	Wrote	20 855	20 211	20 289	3.5	3.4	3.7	0.3

CENTRE PERFORMANCE		Year			Difference 2018 - 2017
Centre	Values	'2016	'2017	'2018	
A D TSHAYINGCA SECONDARY SCHOOL - 4241001	% ACHIEVED	60.3	77.0	81.4	4.4
	ACHIEVED	126	194	153	
	WROTE	209	252	188	
A M SITYANA HIGH SCHOOL - 4311001	% ACHIEVED	40.0	50.0	60.7	10.7
	ACHIEVED	18	15	17	
	WROTE	45	30	28	
A M ZANTSI SENIOR SECONDARY SCHOOL - 4261001	% ACHIEVED	84.5	87.3	82.4	-4.8
	ACHIEVED	49	48	61	
	WROTE	58	55	74	
A M TAPA SENIOR SECONDARY SCHOOL - 4311003	% ACHIEVED	36.7	54.8	42.3	-12.5
	ACHIEVED	18	23	11	
	WROTE	49	42	26	
A V PLATJIE S S S - 4291001	% ACHIEVED	66.7	75.0	77.9	2.9
	ACHIEVED	14	18	60	
	WROTE	21	24	77	
ABAMBO HIGH SCHOOL - 4331001	% ACHIEVED	51.8	44.7	44.4	-0.2
	ACHIEVED	44	42	44	
	WROTE	85	94	99	
ABERDEEN SENIOR SECONDARY SCHOOL - 4351001	% ACHIEVED	47.5	35.2	35.0	-0.2
	ACHIEVED	29	19	14	
	WROTE	61	54	40	
ACADEMY HIGH - 4322128	% ACHIEVED			77.8	
	ACHIEVED			28	
	WROTE			36	
ACCORD BUSINESS ACADEMY - 4322121	% ACHIEVED			33.3	
	ACHIEVED			4	
	WROTE			12	
ADELAIDE GYMNASIUM - 4311002	% ACHIEVED	81.8	67.6	68.3	0.7
	ACHIEVED	54	46	41	
	WROTE	66	68	60	
ADVENT COMPREHENSIVE SCHOOL - 4252085	% ACHIEVED	71.1	50.8	50.0	-0.8
	ACHIEVED	32	30	25	
	WROTE	45	59	50	
AEROVILLE SENIOR SECONDARY SCHOOL - 4351002	% ACHIEVED	84.1	69.8	85.7	15.9
	ACHIEVED	58	44	54	
	WROTE	69	63	63	
AL AZHAR INSTITUTE - 4342098	% ACHIEVED		100.0	100.0	0.0
	ACHIEVED		15	16	
	WROTE		15	16	
ALEXANDER ROAD HIGH SCHOOL - 4341002	% ACHIEVED	99.0	98.5	99.1	0.5
	ACHIEVED	195	203	211	
	WROTE	197	206	213	
ALEXANDRIA HIGH SCHOOL - 4351003	% ACHIEVED	70.7	57.1	73.3	16.2
	ACHIEVED	29	28	22	
	WROTE	41	49	30	
ALIWAL NORTH HIGH SCHOOL - 4271001	% ACHIEVED	90.7	97.0	93.5	-3.5
	ACHIEVED	78	97	86	
	WROTE	86	100	92	
ALPHENDALE SECONDARY SCHOOL - 4321002	% ACHIEVED	78.7	74.3	60.2	-14.1
	ACHIEVED	107	110	97	
	WROTE	136	148	161	
ALTHORPE COLLEGE - 4322003	% ACHIEVED	57.4	68.2	69.5	1.3
	ACHIEVED	35	30	41	
	WROTE	61	44	59	



CENTRE PERFORMANCE		Year			Difference 2018 - 2017
Centre	Values	'2016	'2017	'2018	
AMABELE SENIOR SECONDARY SCHOOL - 4301001	% ACHIEVED	70.6	63.6	80.0	16.4
	ACHIEVED	36	21	28	
	WROTE	51	33	35	
AMABHELE HIGH SCHOOL - 4311004	% ACHIEVED	33.3		9.1	
	ACHIEVED	7		1	
	WROTE	21		11	
AMAJINGQI SENIOR SECONDARY SCHOOL - 4311005	% ACHIEVED	54.3	55.0	76.2	21.2
	ACHIEVED	25	22	32	
	WROTE	46	40	42	
AMAZI SENIOR SECONDARY SCHOOL - 4311006	% ACHIEVED	48.7	65.8	75.7	9.9
	ACHIEVED	75	52	56	
	WROTE	154	79	74	
ARCADIA SENIOR SECONDARY SCHOOL - 4341003	% ACHIEVED	37.8	54.7	63.3	8.6
	ACHIEVED	51	29	19	
	WROTE	135	53	30	
ARCHIE VELILE S S S - 4321004	% ACHIEVED	43.2	70.8	87.1	16.3
	ACHIEVED	38	51	54	
	WROTE	88	72	62	
ARTHUR MFEBE SENIOR SECONDARY SCHOOL - 4261002	% ACHIEVED	55.9	59.0	74.4	15.4
	ACHIEVED	38	23	29	
	WROTE	68	39	39	
ARTHUR NGUNGA SENIOR SECONDARY SCHOO - 4251001	% ACHIEVED	47.9	77.2	52.1	-25.1
	ACHIEVED	78	88	63	
	WROTE	163	114	121	
ASHERVILLE SENIOR SECONDARY SCHOOL - 4351004	% ACHIEVED	75.4	52.6	32.8	-19.9
	ACHIEVED	52	20	19	
	WROTE	69	38	58	
ATTWELL MADALA HIGH SCHOOL - 4291002	% ACHIEVED	61.5	56.5	76.2	19.8
	ACHIEVED	155	118	154	
	WROTE	252	209	202	
AZARIEL SENIOR SECONDARY SCHOOL - 4251002	% ACHIEVED		79.3	49.3	-30.0
	ACHIEVED		46	37	
	WROTE		58	75	
B KAT SENIOR SECONDARY SCHOOL - 4321005	% ACHIEVED	48.0	20.0	41.7	21.7
	ACHIEVED	12	4	5	
	WROTE	25	20	12	
BADI SENIOR SECONDARY SCHOOL - 4301002	% ACHIEVED	59.8	24.4	53.3	28.9
	ACHIEVED	64	21	32	
	WROTE	107	86	60	
BALENI SENIOR SECONDARY SCHOOL - 4241002	% ACHIEVED	42.5	59.4	64.6	5.2
	ACHIEVED	51	60	73	
	WROTE	120	101	113	
BAMBILANGA SENIOR SECONDARY SCHOOL - 4291003	% ACHIEVED	52.1	56.3	52.9	-3.3
	ACHIEVED	25	27	18	
	WROTE	48	48	34	
BARKLY EAST HIGH SCHOOL - 4271002	% ACHIEVED	100.0	88.2	97.3	9.1
	ACHIEVED	24	30	36	
	WROTE	24	34	37	
BASHEE SENIOR SECONDARY SCHOOL - 4301003	% ACHIEVED	40.2	47.8	63.5	15.8
	ACHIEVED	76	43	61	
	WROTE	189	90	96	
BATANDWA NDONDO SENIOR SECONDARY SCH - 4261003	% ACHIEVED	50.0	67.6	74.2	6.6
	ACHIEVED	46	50	23	
	WROTE	92	74	31	

CENTRE PERFORMANCE		Year			Difference 2018 - 2017
Centre	Values	'2016	'2017	'2018	
BAZINDLOVU SENIOR SECONDARY SCHOOL - 4291004	% ACHIEVED	56.4	69.6	67.1	-2.5
	ACHIEVED	31	48	112	
	WROTE	55	69	167	
BEACONHURST SCHOOL - 4321006	% ACHIEVED	100.0	100.0	98.5	-1.5
	ACHIEVED	54	47	67	
	WROTE	54	47	68	
BELE ZINGCUKA TECHNICAL COLLEGE - 4291005	% ACHIEVED	66.7	46.3	63.0	16.7
	ACHIEVED	14	25	29	
	WROTE	21	54	46	
BEN MALI SENIOR SECONDARY SCHOOL - 4281001	% ACHIEVED	28.2	94.8	75.0	-19.8
	ACHIEVED	51	55	75	
	WROTE	181	58	100	
BENGU AGRICULTURAL HIGH SCHOOL - 4331002	% ACHIEVED	26.3	82.4	82.6	0.3
	ACHIEVED	10	14	19	
	WROTE	38	17	23	
BERGVIEW COLLEGE - 4252003	% ACHIEVED		85.4	97.6	12.3
	ACHIEVED		35	41	
	WROTE		41	42	
BERTRAM SECONDARY SCHOOL - 4341004	% ACHIEVED	52.1	70.0	63.1	-6.9
	ACHIEVED	86	70	65	
	WROTE	165	100	103	
BETHANIA SENIOR SECONDARY SCHOOL - 4271003	% ACHIEVED	20.0	18.4	100.0	81.6
	ACHIEVED	14	7	12	
	WROTE	70	38	12	
BETHEL COLLEGE HIGH SCHOOL - 4302004	% ACHIEVED	70.6	85.0	68.8	-16.3
	ACHIEVED	24	34	22	
	WROTE	34	40	32	
BETHELSDORP COMPREHENSIVE SCHOOL - 4341005	% ACHIEVED	75.2	85.4	77.1	-8.3
	ACHIEVED	106	76	54	
	WROTE	141	89	70	
BHEKIZULU SENIOR SECONDARY SCHOOL - 4281002	% ACHIEVED	55.8	51.5	62.2	10.6
	ACHIEVED	48	50	51	
	WROTE	86	97	82	
BHISHO HIGH SCHOOL - 4321007	% ACHIEVED	84.4	79.6	76.8	-2.7
	ACHIEVED	205	144	169	
	WROTE	243	181	220	
BHONGOLETHU SENIOR SECONDARY SCHOOL - 4301007	% ACHIEVED	37.5	0.0	10.0	
	ACHIEVED	9	0	1	
	WROTE	24	1	10	
BHONGOLETHU SENIOR SECONDARY SCHOOL - 4321008	% ACHIEVED	63.3	45.6	49.2	3.7
	ACHIEVED	50	41	32	
	WROTE	79	90	65	
BISHOP DEMONT SECONDARY SCHOOL - 4271004	% ACHIEVED	62.7	62.1	51.4	-10.7
	ACHIEVED	37	36	19	
	WROTE	59	58	37	
BIZANA SENIOR SECONDARY SCHOOL - 4241003	% ACHIEVED	66.4	74.6	92.5	17.8
	ACHIEVED	279	265	234	
	WROTE	420	355	253	
BLIKANA SENIOR SECONDARY SCHOOL - 4271005	% ACHIEVED	25.6	65.1	47.9	-17.2
	ACHIEVED	23	28	23	
	WROTE	90	43	48	
BLYLETTS COMBINED SCHOOL - 4321009	% ACHIEVED	70.4	78.5	98.4	19.9
	ACHIEVED	76	73	62	
	WROTE	108	93	63	

CENTRE PERFORMANCE		Year			Difference 2018 - 2017
Centre	Values	'2016	'2017	'2018	
<b>BLYTHSWOOD INSTITUTION - 4301005</b>	% ACHIEVED	58.4	62.8	68.0	5.2
	ACHIEVED	59	49	66	
	WROTE	101	78	97	
<b>BODWENI SENIOR SECONDARY SCHOOL - 4281003</b>	% ACHIEVED	27.4	34.9	57.8	22.9
	ACHIEVED	46	30	26	
	WROTE	168	86	45	
<b>BOMELA SENIOR SECONDARY SCHOOL - 4301006</b>	% ACHIEVED	65.3	86.4	81.5	-4.9
	ACHIEVED	32	19	22	
	WROTE	49	22	27	
<b>BONKOLO SENIOR SECONDARY SCHOOL - 4301008</b>	% ACHIEVED	50.0	54.9	50.3	-4.6
	ACHIEVED	65	90	92	
	WROTE	130	164	183	
<b>BONXA HIGH SCHOOL - 4251004</b>	% ACHIEVED	66.5	58.0	87.1	29.1
	ACHIEVED	141	98	148	
	WROTE	212	169	170	
<b>BOOYSEN PARK SECONDARY SCHOOL - 4341006</b>	% ACHIEVED	39.1	44.4	35.9	-8.6
	ACHIEVED	50	28	33	
	WROTE	128	63	92	
<b>BOTHA SGCAU SENIOR SECONDARY SCHOOL - 4281004</b>	% ACHIEVED	15.7	36.6	81.3	44.7
	ACHIEVED	20	15	13	
	WROTE	127	41	16	
<b>BRANDWAG HIGH SCHOOL - 4341007</b>	% ACHIEVED	99.4	98.9	100.0	1.1
	ACHIEVED	156	174	138	
	WROTE	157	176	138	
<b>BREIDBACH SENIOR SECONDARY SCHOOL - 4321010</b>	% ACHIEVED	84.0	63.2	78.8	15.6
	ACHIEVED	121	79	108	
	WROTE	144	125	137	
<b>BROOKSNEK SENIOR SECONDARY SCHOOL - 4251005</b>	% ACHIEVED	59.6	50.0	47.6	-2.4
	ACHIEVED	28	10	10	
	WROTE	47	20	21	
<b>BRYLIN HIGH SCHOOL - 4342008</b>	% ACHIEVED	89.3	80.6	90.0	9.4
	ACHIEVED	25	25	9	
	WROTE	28	31	10	
<b>BUBELE SENIOR SECONDARY SCHOOL - 4261004</b>	% ACHIEVED	17.6	55.6	60.0	4.4
	ACHIEVED	3	5	6	
	WROTE	17	9	10	
<b>BUCHULE TECHNICAL HIGH SCHOOL - 4321011</b>	% ACHIEVED	79.3	72.0	56.0	-16.0
	ACHIEVED	23	18	28	
	WROTE	29	25	50	
<b>BULELANI SENIOR SECONDARY SCHOOL - 4331003</b>	% ACHIEVED	66.1	82.0	79.7	-2.2
	ACHIEVED	115	109	118	
	WROTE	174	133	148	
<b>BURGERSDORP HIGH SCHOOL - 4271006</b>	% ACHIEVED	97.8	98.0	93.2	-4.8
	ACHIEVED	44	49	41	
	WROTE	45	50	44	
<b>BUTTERWORTH HIGH SCHOOL - 4301009</b>	% ACHIEVED	91.7	86.5	89.3	2.8
	ACHIEVED	77	64	75	
	WROTE	84	74	84	
<b>BUTTERWORTH REVIVAL CHRISTIAN SCHOOL - 4302090</b>	% ACHIEVED	82.6	67.4	46.2	-21.3
	ACHIEVED	19	29	36	
	WROTE	23	43	78	
<b>BUWA SENIOR SECONDARY SCHOOL - 4291006</b>	% ACHIEVED	50.0	81.8	75.0	-6.8
	ACHIEVED	14	18	18	
	WROTE	28	22	24	

CENTRE PERFORMANCE		Year			Difference 2018 - 2017
Centre	Values	'2016	'2017	'2018	
<b>CACADU SENIOR SECONDARY SCHOOL - 4331004</b>	% ACHIEVED	20.0	69.4	61.8	<b>-7.7</b>
	ACHIEVED	10	25	21	
	WROTE	50	36	34	
<b>CALA SENIOR SECONDARY SCHOOL - 4261005</b>	% ACHIEVED	39.5	34.9	48.3	13.4
	ACHIEVED	68	60	42	
	WROTE	172	172	87	
<b>CALA VILLAGE SENIOR SECONDARY SCHOOL - 4261059</b>	% ACHIEVED			50.5	
	ACHIEVED			56	
	WROTE			111	
<b>CAMBRIDGE HIGH SCHOOL - 4321012</b>	% ACHIEVED	100.0	98.4	96.0	<b>-2.4</b>
	ACHIEVED	177	184	170	
	WROTE	177	187	177	
<b>CAMERON NGUDLE S S S - 4291007</b>	% ACHIEVED	93.8	87.8	92.9	5.1
	ACHIEVED	30	36	26	
	WROTE	32	41	28	
<b>CANGCI COMPREHENSIVE TECHNICAL HIGH - 4241004</b>	% ACHIEVED	42.9	66.7	97.6	30.9
	ACHIEVED	82	58	81	
	WROTE	191	87	83	
<b>CANNAN ACADEMY - 4322122</b>	% ACHIEVED	75.5	71.0	65.0	<b>-6.0</b>
	ACHIEVED	37	22	26	
	WROTE	49	31	40	
<b>CAPE RECIFE HIGH SCHOOL - 4343009</b>	% ACHIEVED	96.0	79.4	75.9	<b>-3.5</b>
	ACHIEVED	24	27	22	
	WROTE	25	34	29	
<b>CAREL DU TOIT HIGH SCHOOL - 4351005</b>	% ACHIEVED	26.3	41.9	69.2	27.3
	ACHIEVED	5	13	9	
	WROTE	19	31	13	
<b>CATHCART HIGH SCHOOL - 4311007</b>	% ACHIEVED	98.3	93.3	100.0	6.7
	ACHIEVED	59	56	73	
	WROTE	60	60	73	
<b>CEDARVILLE PUBLIC SCHOOL - 4251006</b>	% ACHIEVED	53.1		80.9	
	ACHIEVED	26		38	
	WROTE	49		47	
<b>CENTRE OF EXCELLENCE - 4322013</b>	% ACHIEVED	77.6	70.1	80.3	10.2
	ACHIEVED	114	75	114	
	WROTE	147	107	142	
<b>CHAPMAN HIGH SCHOOL - 4341010</b>	% ACHIEVED	86.6	85.6	84.9	<b>-0.7</b>
	ACHIEVED	103	101	90	
	WROTE	119	118	106	
<b>CHARLES MORGAN PUBLIC SCHOOL - 4321014</b>	% ACHIEVED	58.1	27.5	34.5	7.0
	ACHIEVED	18	11	19	
	WROTE	31	40	55	
<b>CHATTY SENIOR SECONDARY SCHOOL - 4341011</b>	% ACHIEVED	40.4	45.9	45.9	0.0
	ACHIEVED	44	28	34	
	WROTE	109	61	74	
<b>CHIEF DUMILE SENIOR SECONDARY SCHOOL - 4241005</b>	% ACHIEVED	87.0	91.3	88.3	<b>-2.9</b>
	ACHIEVED	180	115	144	
	WROTE	207	126	163	
<b>CHIEF HENRY BOKLENI SENIOR SECONDARY - 4281005</b>	% ACHIEVED	24.3	40.2	25.0	<b>-15.2</b>
	ACHIEVED	56	39	65	
	WROTE	230	97	260	
<b>CHIEF N Z MTIRARA S S S - 4291008</b>	% ACHIEVED	67.9	64.0	57.5	<b>-6.5</b>
	ACHIEVED	74	32	23	
	WROTE	109	50	40	

CENTRE PERFORMANCE		Year			Difference 2018 - 2017
Centre	Values	'2016	'2017	'2018	
CHRIST THE KING INT SCHOOL - 4292103	% ACHIEVED	57.7	63.5	32.4	-31.1
	ACHIEVED	60	47	23	
	WROTE	104	74	71	
CHUBEKILE SENIOR SECONDARY SCHOOL - 4341012	% ACHIEVED	13.5	45.8	47.5	1.6
	ACHIEVED	18	22	28	
	WROTE	133	48	59	
CIBENI SENIOR SECONDARY SCHOOL - 4281006	% ACHIEVED	75.3	75.6	73.9	-1.7
	ACHIEVED	204	201	164	
	WROTE	271	266	222	
CINGANI HIGH SCHOOL - 4341013	% ACHIEVED	42.7	29.1	76.7	47.6
	ACHIEVED	47	32	46	
	WROTE	110	110	60	
CLARENDON GIRLS HIGH SCHOOL - 4321015	% ACHIEVED	100.0	100.0	100.0	0.0
	ACHIEVED	143	141	132	
	WROTE	143	141	132	
CLARKEBURY SENIOR SECONDARY SCHOOL - 4261006	% ACHIEVED	70.0	62.0	67.5	5.4
	ACHIEVED	180	183	114	
	WROTE	257	295	169	
COFIMVABA SENIOR SECONDARY SCHOOL - 4261007	% ACHIEVED	92.2	86.7	79.3	-7.5
	ACHIEVED	237	229	268	
	WROTE	257	264	338	
COLANA SENIOR SECONDARY SCHOOL - 4251007	% ACHIEVED	34.8	43.8	40.0	-3.8
	ACHIEVED	40	49	30	
	WROTE	115	112	75	
COLLEGIATE GIRLS HIGH SCHOOL - 4341014	% ACHIEVED	100.0	100.0	100.0	0.0
	ACHIEVED	122	125	135	
	WROTE	122	125	135	
COLOSA SENIOR SECONDARY SCHOOL - 4301011	% ACHIEVED	39.5	42.5	67.8	25.3
	ACHIEVED	94	51	97	
	WROTE	238	120	143	
COOKHOUSE SENIOR SECONDARY SCHOOL - 4351006	% ACHIEVED	68.2	34.6	20.0	-14.6
	ACHIEVED	15	9	4	
	WROTE	22	26	20	
COSELELANI SENIOR SECONDARY SCHOOL - 4341015	% ACHIEVED	23.3		52.4	
	ACHIEVED	7		11	
	WROTE	30		21	
COWAN HIGH SCHOOL - 4341016	% ACHIEVED	57.4	60.5	67.4	7.0
	ACHIEVED	101	78	87	
	WROTE	176	129	129	
CRADOCK HIGH SCHOOL - 4331005	% ACHIEVED	99.0	98.8	95.7	-3.1
	ACHIEVED	99	82	66	
	WROTE	100	83	69	
CRADOCK PRISON - 4334006	% ACHIEVED	100.0	100.0	100.0	0.0
	ACHIEVED	5	7	7	
	WROTE	5	7	7	
CUNNINGHAM SENIOR SECONDARY SCHOOL - 4301012	% ACHIEVED	54.7	43.3	74.4	31.0
	ACHIEVED	35	13	29	
	WROTE	64	30	39	
CWECWENI SENIOR SECONDARY SCHOOL - 4261008	% ACHIEVED	53.5	60.6	79.7	19.1
	ACHIEVED	68	60	47	
	WROTE	127	99	59	
D M SKOSANA SENIOR SECONDARY SCHOOL - 4261009	% ACHIEVED	44.9	43.5	45.3	1.7
	ACHIEVED	31	27	24	
	WROTE	69	62	53	

CENTRE PERFORMANCE		Year			Difference 2018 - 2017
Centre	Values	'2016	'2017	'2018	
D Z DUMEZWENI S S S - 4281007	% ACHIEVED	68.5	69.2	84.9	15.7
	ACHIEVED	76	45	79	
	WROTE	111	65	93	
DALE COLLEGE BOYS HIGH SCHOOL - 4321016	% ACHIEVED	86.5	85.0	74.8	-10.2
	ACHIEVED	90	85	83	
	WROTE	104	100	111	
DALIBASO SENIOR SECONDARY SCHOOL - 4291009	% ACHIEVED	67.7	64.8	79.5	14.8
	ACHIEVED	176	193	268	
	WROTE	260	298	337	
DALIBUNGA COMPREHENSIVE HIGH SCHOOL - 4281008	% ACHIEVED	35.0	35.1	74.0	38.9
	ACHIEVED	36	20	37	
	WROTE	103	57	50	
DALINDYEBO SENIOR SECONDARY SCHOOL - 4291010	% ACHIEVED	75.7	80.0	75.4	-4.6
	ACHIEVED	143	92	89	
	WROTE	189	115	118	
DALIWONGA SENIOR SECONDARY SCHOOL - 4261010	% ACHIEVED	70.7	81.9	68.6	-13.3
	ACHIEVED	94	59	59	
	WROTE	133	72	86	
DALUBUHLE HIGH SCHOOL - 4311008	% ACHIEVED	76.0	100.0	59.3	-40.7
	ACHIEVED	19	11	16	
	WROTE	25	11	27	
DALUHLANGA SENIOR SECONDARY SCHOOL - 4251008	% ACHIEVED	54.3	85.7	64.9	-20.8
	ACHIEVED	50	48	50	
	WROTE	92	56	77	
DALUHLANGA SENIOR SECONDARY SCHOOL - 4291011	% ACHIEVED	35.9	69.6	80.0	10.4
	ACHIEVED	14	16	12	
	WROTE	39	23	15	
DALUHLANGA SENIOR SECONDARY SCHOOL - 4301013	% ACHIEVED	44.9	81.0	76.0	-5.0
	ACHIEVED	40	34	38	
	WROTE	89	42	50	
DALUKHANYO SENIOR SECONDARY SCHOOL - 4291012	% ACHIEVED	54.5	40.5	28.6	-11.9
	ACHIEVED	24	17	8	
	WROTE	44	42	28	
DANGWANA SENIOR SECONDARY SCHOOL - 4251009	% ACHIEVED	71.6	57.4	80.3	22.9
	ACHIEVED	101	66	98	
	WROTE	141	115	122	
DANIEL PIENAAR THS - 4341017	% ACHIEVED	94.4	93.7	97.0	3.3
	ACHIEVED	134	119	131	
	WROTE	142	127	135	
DAVID LIVINGSTONE SENIOR SECONDARY - 4341018	% ACHIEVED	42.7		40.0	
	ACHIEVED	44		18	
	WROTE	103		45	
DAVID MAMA HIGH SCHOOL - 4321017	% ACHIEVED	82.4	67.6	81.2	13.5
	ACHIEVED	84	46	56	
	WROTE	102	68	69	
DILIZINTABA SENIOR SECONDARY SCHOOL - 4291013	% ACHIEVED	75.0	71.4	75.5	4.0
	ACHIEVED	57	60	40	
	WROTE	76	84	53	
DILIZINTABA SENIOR SECONDARY SCHOOL - 4311009	% ACHIEVED	20.0	35.3	43.5	8.2
	ACHIEVED	5	6	10	
	WROTE	25	17	23	
DIMANDA SENIOR SECONDARY SCHOOL - 4281009	% ACHIEVED	56.0	74.1	86.6	12.5
	ACHIEVED	93	123	129	
	WROTE	166	166	149	



CENTRE PERFORMANCE		Year			Difference 2018 - 2017
Centre	Values	'2016	'2017	'2018	
<b>DIMBAZA CENTRAL JUNIOR SECONDARY SCH - 4321018</b>	% ACHIEVED			52.0	
	ACHIEVED			13	
	WROTE			25	
<b>DINIZULU SENIOR SECONDARY SCHOOL - 4271008</b>	% ACHIEVED	24.0	21.6	51.6	30.0
	ACHIEVED	12	11	16	
	WROTE	50	51	31	
<b>DINIZULU SENIOR SECONDARY SCHOOL - 4301014</b>	% ACHIEVED	57.0	44.8	79.8	35.0
	ACHIEVED	45	30	71	
	WROTE	79	67	89	
<b>DOLOPHINI SENIOR SECONDARY SCHOOL - 4261011</b>	% ACHIEVED	31.9	30.9	37.3	6.3
	ACHIEVED	22	17	19	
	WROTE	69	55	51	
<b>DONDASHE SENIOR SECONDARY SCHOOL - 4301015</b>	% ACHIEVED	65.5	65.5	47.3	-18.2
	ACHIEVED	38	36	26	
	WROTE	58	55	55	
<b>DONDASHE SENIOR SECONDARY SCHOOL - 4311010</b>	% ACHIEVED	42.9	47.6	37.5	-10.1
	ACHIEVED	12	10	6	
	WROTE	28	21	16	
<b>DORDRECHT HIGH SCHOOL - 4331007</b>	% ACHIEVED	95.1	95.2	96.2	0.9
	ACHIEVED	39	20	25	
	WROTE	41	21	26	
<b>DOUGLAS MBOPA SENIOR SECONDARY - 4341019</b>	% ACHIEVED	55.8	57.8	80.7	22.9
	ACHIEVED	126	107	67	
	WROTE	226	185	83	
<b>DUDUMAYO SENIOR SECONDARY SCHOOL - 4291014</b>	% ACHIEVED	83.9	88.8	65.8	-23.0
	ACHIEVED	99	135	171	
	WROTE	118	152	260	
<b>DUDUMENI HIGH SCHOOL - 4241006</b>	% ACHIEVED	86.7	77.6	96.8	19.3
	ACHIEVED	39	38	61	
	WROTE	45	49	63	
<b>DUMALISILE COMPREHENSIVE HIGH SCHOOL - 4301016</b>	% ACHIEVED	39.3	33.0	70.7	37.7
	ACHIEVED	46	33	29	
	WROTE	117	100	41	
<b>DUMALISILE SENIOR SECONDARY SCHOOL - 4321019</b>	% ACHIEVED	27.8	17.4	17.6	0.3
	ACHIEVED	10	4	3	
	WROTE	36	23	17	
<b>DUMEZWENI SENIOR SECONDARY SCHOOL - 4251010</b>	% ACHIEVED	74.8	80.4	78.7	-1.7
	ACHIEVED	169	160	170	
	WROTE	226	199	216	
<b>DUMRANA SENIOR SECONDARY SCHOOL - 4291015</b>	% ACHIEVED	30.1	44.2	60.0	15.8
	ACHIEVED	37	19	21	
	WROTE	123	43	35	
<b>DUMSI COMPREHENSIVE HIGH SCHOOL - 4241007</b>	% ACHIEVED	66.7	81.6	87.1	5.5
	ACHIEVED	90	31	54	
	WROTE	135	38	62	
<b>DUMSI SENIOR SECONDARY SCHOOL - 4251011</b>	% ACHIEVED	67.3	80.6	83.7	3.1
	ACHIEVED	33	25	77	
	WROTE	49	31	92	
<b>DWEBBA SENIOR SECONDARY SCHOOL - 4291016</b>	% ACHIEVED	93.8	96.3	88.4	-7.9
	ACHIEVED	15	26	38	
	WROTE	16	27	43	
<b>E N SEKU SENIOR SECONDARY SCHOOL - 4291017</b>	% ACHIEVED	21.4	70.5	80.8	10.3
	ACHIEVED	12	31	21	
	WROTE	56	44	26	

CENTRE PERFORMANCE		Year			Difference 2018 - 2017
Centre	Values	'2016	'2017	'2018	
EAST LONDON SCIENCE COLLEGE - 4322020	% ACHIEVED	93.8	94.1	84.0	-10.1
	ACHIEVED	60	64	63	
	WROTE	64	68	75	
EAST LONDON SECONDARY SCHOOL - 4321021	% ACHIEVED	87.1	73.3	71.2	-2.2
	ACHIEVED	54	33	37	
	WROTE	62	45	52	
EBENEZER MAJOMBOZI HIGH SCHOOL - 4321022	% ACHIEVED	69.3	88.6	72.0	-16.6
	ACHIEVED	122	31	72	
	WROTE	176	35	100	
EBENEZER NYATHI SENIOR SECONDARY - 4271009	% ACHIEVED	52.9	53.2	79.0	25.8
	ACHIEVED	36	33	49	
	WROTE	68	62	62	
ECHIBINI SENIOR SECONDARY SCHOOL - 4331008	% ACHIEVED	25.9	30.3	43.8	13.4
	ACHIEVED	15	10	7	
	WROTE	58	33	16	
EDU-COLLEGE HIGH SCHOOL - 4342021	% ACHIEVED	56.1	79.2	78.9	-0.2
	ACHIEVED	23	19	15	
	WROTE	41	24	19	
EDWARD ZIBI SENIOR SECONDARY SCHOOL - 4271010	% ACHIEVED	50.0	62.8	56.4	-6.4
	ACHIEVED	18	27	44	
	WROTE	36	43	78	
EFATA SCHOOL FOR THE BLIND & DEAF - 4293018	% ACHIEVED	42.9	100.0	100.0	0.0
	ACHIEVED	3	7	9	
	WROTE	7	7	9	
EGQILI SENIOR SECONDARY SCHOOL - 4271011	% ACHIEVED	79.2	77.5	88.5	10.9
	ACHIEVED	57	69	92	
	WROTE	72	89	104	
EKUPHUMLENI HIGH SCHOOL - 4331009	% ACHIEVED	88.5	77.6	73.9	-3.8
	ACHIEVED	100	118	164	
	WROTE	113	152	222	
EKUPHUMLENI SENIOR SECONDARY SCHOOL - 4331010	% ACHIEVED	76.6	71.0	48.1	-22.8
	ACHIEVED	36	22	13	
	WROTE	47	31	27	
ELLIOT HIGH SCHOOL - 4261012	% ACHIEVED	71.4	53.6	58.3	4.8
	ACHIEVED	25	15	14	
	WROTE	35	28	24	
ELLIOTDALE TECH - 4301017	% ACHIEVED	71.0	78.1	73.7	-4.4
	ACHIEVED	88	100	115	
	WROTE	124	128	156	
ELSEN ACADEMY - 4343022	% ACHIEVED	100.0	100.0	100.0	0.0
	ACHIEVED	5	3	6	
	WROTE	5	3	6	
ELUKHANYISWENI COLLEGE - 4302091	% ACHIEVED	72.7	53.8	37.5	-16.3
	ACHIEVED	8	7	3	
	WROTE	11	13	8	
ELUKHANYISWENI SENIOR SCHOOL - 4311011	% ACHIEVED	81.5	28.1	82.8	54.6
	ACHIEVED	22	9	24	
	WROTE	27	32	29	
EMDENI SENIOR SECONDARY SCHOOL - 4311012	% ACHIEVED	69.2		50.0	
	ACHIEVED	18		12	
	WROTE	26		24	
EMFUNDWENI SENIOR SECONDARY SCHOOL - 4311013	% ACHIEVED	28.3	28.9	40.0	11.1
	ACHIEVED	17	11	10	
	WROTE	60	38	25	



CENTRE PERFORMANCE		Year			Difference 2018 - 2017
Centre	Values	'2016	'2017	'2018	
EMGWALI PUBLIC SCHOOL - 4311014	% ACHIEVED	30.2	31.4	46.9	15.5
	ACHIEVED	19	16	15	
	WROTE	63	51	32	
EMIZAMOYETHU SENIOR SECONDARY SCHOOL - 4261013	% ACHIEVED	60.0	42.1	60.7	18.6
	ACHIEVED	27	24	51	
	WROTE	45	57	84	
EMMANUEL HIGH SCHOOL - 4302018	% ACHIEVED	75.6	63.3	86.8	23.5
	ACHIEVED	31	19	33	
	WROTE	41	30	38	
ENGOBO VILLAGE SENIOR SECONDARY - 4261014	% ACHIEVED	37.2	48.6	66.7	18.1
	ACHIEVED	32	34	58	
	WROTE	86	70	87	
ENKWENKWEZINI SENIOR SECONDARY SCHOO - 4311015	% ACHIEVED	94.7		100.0	
	ACHIEVED	18		24	
	WROTE	19		24	
ENOCH MAMBA SENIOR SECONDARY SCHOOL - 4301019	% ACHIEVED	40.2	48.9	69.5	20.6
	ACHIEVED	47	69	123	
	WROTE	117	141	177	
ENOCH SONTONGA SENIOR SECONDARY SCHO - 4321023	% ACHIEVED	83.7	84.5	76.0	-8.5
	ACHIEVED	103	60	76	
	WROTE	123	71	100	
ENQABENI SENIOR SECONDARY SCHOOL - 4241008	% ACHIEVED		77.4	73.9	-3.5
	ACHIEVED		65	51	
	WROTE		84	69	
ENYANISWENI SENIOR SECONDARY SCHOOL - 4241036	% ACHIEVED			59.6	
	ACHIEVED			65	
	WROTE			109	
ERIC MNTONGA HIGH SCHOOL - 4321024	% ACHIEVED	71.9	82.4	86.4	4.0
	ACHIEVED	23	14	19	
	WROTE	32	17	22	
ETHEMBENI ENRICHMENT CENTRE - 4341023	% ACHIEVED	100.0	91.7	98.8	7.1
	ACHIEVED	70	55	79	
	WROTE	70	60	80	
ETHEMBENI SECONDARY SCHOOL - 4271012	% ACHIEVED	44.6	52.6	70.1	17.5
	ACHIEVED	33	40	54	
	WROTE	74	76	77	
EXCELSIOR SENIOR SECONDARY SCHOOL - 4291019	% ACHIEVED	81.2	95.2	98.6	3.4
	ACHIEVED	69	60	73	
	WROTE	85	63	74	
EXECUTIVE ACADEMY - 4302020	% ACHIEVED	74.0	75.8	76.3	0.6
	ACHIEVED	250	347	316	
	WROTE	338	458	414	
EYABANTU SENIOR SECONDARY SCHOOL - 4311016	% ACHIEVED	65.9	41.7	16.0	-25.7
	ACHIEVED	27	15	4	
	WROTE	41	36	25	
EZ KABANE HIGH SCHOOL - 4341020	% ACHIEVED	58.2		40.0	
	ACHIEVED	32		18	
	WROTE	55		45	
EZINGCUKA SENIOR SECONDARY SCHOOL - 4301021	% ACHIEVED	35.0	45.3	44.2	-1.1
	ACHIEVED	50	53	53	
	WROTE	143	117	120	
EZINGQAYI SENIOR SECONDARY SCHOOL - 4301022	% ACHIEVED	52.0	71.6	62.7	-9.0
	ACHIEVED	65	48	52	
	WROTE	125	67	83	

CENTRE PERFORMANCE		Year			Difference 2018 - 2017
Centre	Values	'2016	'2017	'2018	
<b>EZIZWENI SENIOR SECONDARY SCHOOL - 4301023</b>	% ACHIEVED	47.2	59.8	87.5	27.7
	ACHIEVED	51	49	70	
	WROTE	108	82	80	
<b>FALO SENIOR SECONDARY SCHOOL - 4261015</b>	% ACHIEVED	63.1	61.4	55.7	-5.6
	ACHIEVED	41	27	34	
	WROTE	65	44	61	
<b>FLAGSTAFF COMPREHENSIVE SCHOOL - 4281010</b>	% ACHIEVED	16.3	52.4	65.4	13.0
	ACHIEVED	42	44	70	
	WROTE	258	84	107	
<b>FOCUSED HIGH SCHOOL - 4252012</b>	% ACHIEVED	97.6	96.3	92.7	-3.6
	ACHIEVED	40	26	38	
	WROTE	41	27	41	
<b>FORBES GRANT SENIOR SECONDARY SCHOOL - 4321025</b>	% ACHIEVED	18.8	50.9	48.8	-2.1
	ACHIEVED	19	27	21	
	WROTE	101	53	43	
<b>FORT MALAN SENIOR SECONDARY SCHOOL - 4301024</b>	% ACHIEVED	48.5	87.8	93.6	5.8
	ACHIEVED	48	36	44	
	WROTE	99	41	47	
<b>FREEMANTLE SENIOR SECONDARY SCHOOL - 4331011</b>	% ACHIEVED	83.6	95.3	96.2	0.9
	ACHIEVED	56	102	76	
	WROTE	67	107	79	
<b>FUNDA HIGH SCHOOL - 4331012</b>	% ACHIEVED	57.9	82.6	80.0	-2.6
	ACHIEVED	55	71	40	
	WROTE	95	86	50	
<b>FUNDANI HIGH SCHOOL - 4311017</b>	% ACHIEVED	50.4	44.7	33.9	-10.7
	ACHIEVED	70	63	37	
	WROTE	139	141	109	
<b>FUNIWE SENIOR SECONDARY SCHOOL - 4321026</b>	% ACHIEVED	48.5	48.8	97.0	48.2
	ACHIEVED	32	20	32	
	WROTE	66	41	33	
<b>GAMBLE STREET SECONDARY SCHOOL - 4341024</b>	% ACHIEVED	63.6	78.9	58.2	-20.7
	ACHIEVED	84	56	64	
	WROTE	132	71	110	
<b>GANIZULU SENIOR SECONDARY SCHOOL - 4301025</b>	% ACHIEVED	78.3	85.3	52.6	-32.7
	ACHIEVED	108	151	164	
	WROTE	138	177	312	
<b>GASELA HIGH SCHOOL - 4321027</b>	% ACHIEVED	76.7	43.2	59.4	16.1
	ACHIEVED	33	16	19	
	WROTE	43	37	32	
<b>GCATO SENIOR SECONDARY SCHOOL - 4311018</b>	% ACHIEVED	31.4	87.5	62.5	-25.0
	ACHIEVED	16	21	10	
	WROTE	51	24	16	
<b>GCINIBUZWE COMBINED SCHOOL - 4351007</b>	% ACHIEVED	50.0	33.3	25.0	-8.3
	ACHIEVED	5	2	1	
	WROTE	10	6	4	
<b>GCINUBUZWE SENIOR SECONDARY SCHOOL - 4331013</b>	% ACHIEVED	40.3	52.8	50.0	-2.8
	ACHIEVED	27	28	23	
	WROTE	67	53	46	
<b>GCINUMTHETHO SENIOR SECONDARY SCHOOL - 4281011</b>	% ACHIEVED	17.7	76.9	64.0	-12.9
	ACHIEVED	39	60	57	
	WROTE	220	78	89	
<b>GCISA SENIOR SECONDARY SCHOOL - 4291020</b>	% ACHIEVED	53.8	92.3	87.5	-4.8
	ACHIEVED	14	12	14	
	WROTE	26	13	16	

CENTRE PERFORMANCE		Year			Difference 2018 - 2017
Centre	Values	'2016	'2017	'2018	
GEBUZA SECONDARY SCHOOL - 4281069	% ACHIEVED			15.8	
	ACHIEVED			9	
	WROTE			57	
GEJU HIGH SCHOOL - 4311019	% ACHIEVED	52.4	53.8	25.0	-28.8
	ACHIEVED	11	14	4	
	WROTE	21	26	16	
GELVANDALE HIGH SCHOOL - 4341025	% ACHIEVED	51.6		64.7	
	ACHIEVED	95		66	
	WROTE	184		102	
GENGQE SENIOR SECONDARY SCHOOL - 4291021	% ACHIEVED	23.1	14.3	44.4	30.2
	ACHIEVED	9	3	8	
	WROTE	39	21	18	
GEORGE MQALO HIGH SCHOOL - 4311020	% ACHIEVED	77.3	53.8	50.0	-3.8
	ACHIEVED	17	7	8	
	WROTE	22	13	16	
GEORGE RANDELL HIGH SCHOOL - 4321028	% ACHIEVED	100.0	92.6	90.9	-1.7
	ACHIEVED	70	63	80	
	WROTE	70	68	88	
GET AHEAD - 4332014	% ACHIEVED	82.3	90.3	92.2	1.8
	ACHIEVED	51	56	47	
	WROTE	62	62	51	
GILL COLLEGE - 4351008	% ACHIEVED	96.8	98.2	100.0	1.8
	ACHIEVED	60	56	57	
	WROTE	62	57	57	
GLOBAL LEADERSHIP INSTITUTE - 4352054	% ACHIEVED	100.0	100.0	100.0	0.0
	ACHIEVED	44	41	47	
	WROTE	44	41	47	
GOBE COMMERCIAL SCHOOL - 4301026	% ACHIEVED	86.4	96.3	100.0	3.7
	ACHIEVED	70	52	48	
	WROTE	81	54	48	
GOBINAMBA SENIOR SECONDARY SCHOOL - 4261016	% ACHIEVED	55.6	36.1	50.0	13.9
	ACHIEVED	30	30	19	
	WROTE	54	83	38	
GOBINAMBA SENIOR SECONDARY SCHOOL - 4291022	% ACHIEVED	48.1	78.0	68.4	-9.6
	ACHIEVED	25	32	39	
	WROTE	52	41	57	
GOBINAMBA TECH COMM SENIOR SECONDARY - 4281012	% ACHIEVED	17.2	24.3	46.6	22.3
	ACHIEVED	27	25	89	
	WROTE	157	103	191	
GOBIZEMBE HIGH SCHOOL - 4311021	% ACHIEVED	100.0	100.0	70.0	-30.0
	ACHIEVED	14	15	14	
	WROTE	14	15	20	
GOBIZIZWE SENIOR SECONDARY SCHOOL - 4291023	% ACHIEVED	18.2	36.0	58.3	22.3
	ACHIEVED	8	9	21	
	WROTE	44	25	36	
GONUBIE HIGH SCHOOL - 4321029	% ACHIEVED	95.2	91.5	91.4	-0.2
	ACHIEVED	59	65	85	
	WROTE	62	71	93	
GOODHOPE SENIOR SECONDARY SCHOOL - 4321030	% ACHIEVED	11.0	39.4	52.8	13.4
	ACHIEVED	12	13	19	
	WROTE	109	33	36	
GRAEME COLLEGE BOYS HIGH - 4351010	% ACHIEVED	100.0	98.3	96.9	-1.4
	ACHIEVED	62	58	62	
	WROTE	62	59	64	

CENTRE PERFORMANCE		Year			Difference 2018 - 2017
Centre	Values	'2016	'2017	'2018	
GREENPOINT SECONDARY SCHOOL - 4321031	% ACHIEVED	89.2	83.2	95.3	12.1
	ACHIEVED	107	94	102	
	WROTE	120	113	107	
GREENVILLE SENIOR SECONDARY SCHOOL - 4241009	% ACHIEVED	40.6	51.1	77.1	26.0
	ACHIEVED	52	46	54	
	WROTE	128	90	70	
GRENS HIGH SCHOOL - 4321032	% ACHIEVED	98.2	97.5	92.5	-5.0
	ACHIEVED	107	117	99	
	WROTE	109	120	107	
GREY BOYS HIGH - 4341026	% ACHIEVED	99.3	98.9	98.8	-0.1
	ACHIEVED	149	88	161	
	WROTE	150	89	163	
GUMZANA SENIOR SECONDARY SCHOOL - 4241010	% ACHIEVED	20.8	26.7	58.2	31.4
	ACHIEVED	15	23	57	
	WROTE	72	86	98	
GUSHIPHELA SENIOR SECONDARY SCHOOL - 4311023	% ACHIEVED	78.9	82.4	100.0	17.6
	ACHIEVED	15	14	12	
	WROTE	19	17	12	
GWABA COMBINED SCHOOL - 4321033	% ACHIEVED	22.2	18.9	64.0	45.1
	ACHIEVED	6	7	16	
	WROTE	27	37	25	
GWADANA SENIOR SECONDARY SCHOOL - 4301027	% ACHIEVED	39.5	27.8	68.0	40.2
	ACHIEVED	17	10	17	
	WROTE	43	36	25	
GWARUBANA SENIOR SECONDARY SCHOOL - 4261017	% ACHIEVED	26.5	48.2	63.0	14.7
	ACHIEVED	31	27	34	
	WROTE	117	56	54	
GWEBINDLALA SENIOR SECONDARY SCHOOL - 4251013	% ACHIEVED	24.4	91.7		-91.7
	ACHIEVED	10	11		
	WROTE	41	12		
GWEBINDLALA SENIOR SECONDARY SCHOOL - 4281076	% ACHIEVED			100.0	
	ACHIEVED			5	
	WROTE			5	
GWEBITYALA SENIOR SECONDARY SCHOOL - 4301028	% ACHIEVED	56.5	69.4	74.4	5.0
	ACHIEVED	95	129	119	
	WROTE	168	186	160	
GWELANE SENIOR SECONDARY SCHOOL - 4301029	% ACHIEVED	40.4	81.8	84.2	2.4
	ACHIEVED	23	18	32	
	WROTE	57	22	38	
GXABA SENIOR SECONDARY SCHOOL - 4281013	% ACHIEVED	43.6	75.7	75.3	-0.4
	ACHIEVED	109	81	58	
	WROTE	250	107	77	
H H MAJIZA SENIOR SECONDARY SCHOOL - 4311025	% ACHIEVED	33.3	58.6	68.4	9.8
	ACHIEVED	11	17	13	
	WROTE	33	29	19	
HALA SENIOR SECONDARY SCHOOL - 4261018	% ACHIEVED	40.7	17.2	41.9	24.7
	ACHIEVED	11	5	13	
	WROTE	27	29	31	
HANKEY SENIOR SECONDARY SCHOOL - 4351011	% ACHIEVED	68.8	57.4	42.4	-15.0
	ACHIEVED	53	35	28	
	WROTE	77	61	66	
HAPPY HOME ACADEMY - 4342102	% ACHIEVED			70.0	
	ACHIEVED			28	
	WROTE			40	

CENTRE PERFORMANCE		Year			Difference 2018 - 2017
Centre	Values	'2016	'2017	'2018	
HEALDTOWN HIGH SCHOOL - 4311026	% ACHIEVED	23.1	24.1	23.3	-0.8
	ACHIEVED	9	7	7	
	WROTE	39	29	30	
HECTOR PETERSON HIGH SCHOOL - 4321034	% ACHIEVED	86.2	42.1	69.1	27.0
	ACHIEVED	144	69	134	
	WROTE	167	164	194	
HENDRICK KANISE COMBINED SCHOOL - 4351012	% ACHIEVED	72.7	83.3	76.9	-6.4
	ACHIEVED	8	15	10	
	WROTE	11	18	13	
HEWU - 4331015	% ACHIEVED	56.3	28.6	31.0	2.5
	ACHIEVED	18	10	9	
	WROTE	32	35	29	
HEXAGON HIGH SCHOOL - 4331016	% ACHIEVED	95.4	94.7	94.6	-0.1
	ACHIEVED	83	108	88	
	WROTE	87	114	93	
HILLBROW SENIOR SECONDARY SCHOOL - 4281014	% ACHIEVED	54.7	54.7	71.7	17.0
	ACHIEVED	116	98	132	
	WROTE	212	179	184	
HILLSIDE SECONDARY SCHOOL - 4341027	% ACHIEVED	75.3	78.8	75.0	-3.8
	ACHIEVED	64	52	63	
	WROTE	85	66	84	
HLABATSHABANE S S S - 4291024	% ACHIEVED	11.8	19.3	62.1	42.8
	ACHIEVED	15	11	18	
	WROTE	127	57	29	
HLAMANDANA SENIOR SECONDARY SCHOOL - 4241011	% ACHIEVED	41.4	30.2	90.5	60.2
	ACHIEVED	58	39	38	
	WROTE	140	129	42	
HLANGWINI SENIOR SECONDARY SCHOOL - 4251014	% ACHIEVED	53.2	86.5	62.5	-24.0
	ACHIEVED	33	32	20	
	WROTE	62	37	32	
HLOKOMA HIGH SCHOOL - 4321035	% ACHIEVED	80.0	66.7	71.6	5.0
	ACHIEVED	32	32	48	
	WROTE	40	48	67	
HLUMANI HIGH SCHOOL - 4321036	% ACHIEVED	21.6	54.9	72.5	17.6
	ACHIEVED	19	28	29	
	WROTE	88	51	40	
HOER VOLKSKOOL - 4351013	% ACHIEVED	100.0	94.9	94.2	-0.7
	ACHIEVED	59	56	49	
	WROTE	59	59	52	
HOERSKOOL ANDREW RABIE - 4341028	% ACHIEVED	86.8	86.3	94.6	8.4
	ACHIEVED	46	69	53	
	WROTE	53	80	56	
HOERSKOOL CILLIE - 4341029	% ACHIEVED	97.8	85.6	88.6	3.0
	ACHIEVED	133	101	117	
	WROTE	136	118	132	
HOERSKOOL DE VOS MALAN - 4321037	% ACHIEVED	97.6	94.3	98.8	4.5
	ACHIEVED	82	66	83	
	WROTE	84	70	84	
HOERSKOOL DESPATCH - 4341031	% ACHIEVED	94.7	97.6	88.7	-8.9
	ACHIEVED	143	122	118	
	WROTE	151	125	133	
HOERSKOOL DF MALHERBE - 4341030	% ACHIEVED	98.0	95.3	96.3	1.0
	ACHIEVED	96	123	105	
	WROTE	98	129	109	

CENTRE PERFORMANCE		Year			Difference 2018 - 2017
Centre	Values	'2016	'2017	'2018	
HOERSKOOL FRAMESBY - 4341032	% ACHIEVED	99.5	100.0	96.7	-3.3
	ACHIEVED	187	189	175	
	WROTE	188	189	181	
HOERSKOOL HANGKLIP - 4331017	% ACHIEVED	100.0	96.8	95.3	-1.4
	ACHIEVED	44	60	41	
	WROTE	44	62	43	
HOERSKOOL JANSENVILLE - 4351014	% ACHIEVED	83.9	87.5	81.8	-5.7
	ACHIEVED	26	35	36	
	WROTE	31	40	44	
HOERSKOOL MCLACHLAN - 4351015	% ACHIEVED	100.0	100.0	100.0	0.0
	ACHIEVED	30	23	24	
	WROTE	30	23	24	
HOERSKOOL NICO MALAN - 4351016	% ACHIEVED	98.9	98.6	98.7	0.1
	ACHIEVED	172	141	152	
	WROTE	174	143	154	
HOERSKOOL OTTO DU PLESSIS - 4341033	% ACHIEVED	87.2	79.3	79.2	-0.1
	ACHIEVED	123	111	99	
	WROTE	141	140	125	
HOERSKOOL P J OLIVIER - 4351017	% ACHIEVED	81.6	92.3	83.3	-9.0
	ACHIEVED	31	24	25	
	WROTE	38	26	30	
HOHO SENIOR SECONDARY SCHOOL - 4321038	% ACHIEVED	39.0	35.5	37.5	2.0
	ACHIEVED	16	11	18	
	WROTE	41	31	48	
HOLOMISA SENIOR SECONDARY SCHOOL - 4291025	% ACHIEVED	88.2	55.8	75.0	19.2
	ACHIEVED	45	48	42	
	WROTE	51	86	56	
HOLY CROSS SENIOR SECONDARY SCHOOL - 4291100	% ACHIEVED	88.9	95.8	85.7	-10.1
	ACHIEVED	169	136	168	
	WROTE	190	142	196	
HOLYCROSS EDUCATION CENTRE - 4292027	% ACHIEVED	97.9	93.9	97.1	3.3
	ACHIEVED	93	92	68	
	WROTE	95	98	70	
HUDSON PARK HIGH SCHOOL - 4321039	% ACHIEVED	99.5	98.5	97.0	-1.5
	ACHIEVED	212	203	196	
	WROTE	213	206	202	
HUKU SENIOR SECONDARY SCHOOL - 4251015	% ACHIEVED	71.0	47.7	68.9	21.2
	ACHIEVED	76	42	71	
	WROTE	107	88	103	
HUMANSDORP SENIOR SECONDARY SCHOOL - 4351018	% ACHIEVED	87.6	81.1	80.5	-0.6
	ACHIEVED	269	241	211	
	WROTE	307	297	262	
IDA HIGH SCHOOL - 4331018	% ACHIEVED	23.3	50.0	81.5	31.5
	ACHIEVED	7	8	22	
	WROTE	30	16	27	
IDUTYWA SCHOOL OF EXCELLENCE - 4302030	% ACHIEVED	66.7	58.8	53.7	-5.1
	ACHIEVED	158	143	137	
	WROTE	237	243	255	
IKAMVALESIZWE COMBINED SCHOOL - 4351019	% ACHIEVED	40.9	39.5	41.0	1.6
	ACHIEVED	18	15	16	
	WROTE	44	38	39	
IKHWEZI LOKUSA SENIOR SECONDARY - 4331019	% ACHIEVED	19.0	8.3	20.0	11.7
	ACHIEVED	4	1	2	
	WROTE	21	12	10	



CENTRE PERFORMANCE		Year			Difference 2018 - 2017
Centre	Values	'2016	'2017	'2018	
IKHWEZI LOMSO EDUCARE CENTRE - 4252016	% ACHIEVED	55.6		100.0	
	ACHIEVED	5		4	
	WROTE	9		4	
IKWEZI SENIOR SECONDARY SCHOOL - 4331020	% ACHIEVED	50.0	30.7	55.0	24.3
	ACHIEVED	16	23	22	
	WROTE	32	75	40	
IKWEZI TECHNICAL SKILL CENTRE - 4291028	% ACHIEVED	58.3	82.6	70.3	-12.3
	ACHIEVED	60	38	45	
	WROTE	103	46	64	
IMIDUSHANE SENIOR SECONDARY SCHOOL - 4311027	% ACHIEVED	64.6	59.0	26.5	-32.5
	ACHIEVED	31	23	9	
	WROTE	48	39	34	
IMINGCANGATHELO HIGH SCHOOL - 4311028	% ACHIEVED	91.2	89.6	74.1	-15.4
	ACHIEVED	31	60	43	
	WROTE	34	67	58	
IMIQHAYI SENIOR SECONDARY SCHOOL - 4321040	% ACHIEVED	63.8	74.2	57.7	-16.5
	ACHIEVED	37	23	15	
	WROTE	58	31	26	
IMPUMELELO SENIOR SECONDARY SCHOOL - 4271013	% ACHIEVED	58.2	26.2	32.5	6.3
	ACHIEVED	32	17	25	
	WROTE	55	65	77	
INDWE HIGH SCHOOL - 4331021	% ACHIEVED	71.8	68.2	84.8	16.7
	ACHIEVED	28	30	28	
	WROTE	39	44	33	
INKWENKWEZI HIGH SCHOOL - 4321041	% ACHIEVED	50.0	41.4	45.5	4.1
	ACHIEVED	21	12	20	
	WROTE	42	29	44	
INSIGHT LEARNING CENTRE - 4342099	% ACHIEVED	60.0	33.3	100.0	66.7
	ACHIEVED	6	2	2	
	WROTE	10	6	2	
INYATHI HIGH SCHOOL - 4331022	% ACHIEVED	87.4	86.3	83.6	-2.7
	ACHIEVED	83	44	51	
	WROTE	95	51	61	
INYIBIBA HIGH SCHOOL - 4311029	% ACHIEVED	80.0	66.7	56.1	-10.6
	ACHIEVED	16	22	23	
	WROTE	20	33	41	
IQONCE HIGH SCHOOL - 4321042	% ACHIEVED	51.3	21.7	22.9	1.1
	ACHIEVED	20	10	8	
	WROTE	39	46	35	
ISIHOBOTI PUBLIC COMBINED SCHOOL - 4311030	% ACHIEVED	83.8	44.0	51.9	7.9
	ACHIEVED	31	11	14	
	WROTE	37	25	27	
ISIKHOBANOMBEWU SECONDARY SCHOOL - 4261019	% ACHIEVED	20.8	45.5	76.6	31.1
	ACHIEVED	16	20	36	
	WROTE	77	44	47	
ISIVIVANE SENIOR SECONDARY - 4331023	% ACHIEVED	25.0	0.0	27.3	
	ACHIEVED	3	0	3	
	WROTE	12	17	11	
ISOLOMZI SENIOR SECONDARY SCHOOL - 4301031	% ACHIEVED	96.9	100.0	96.5	-3.5
	ACHIEVED	62	77	82	
	WROTE	64	77	85	
ITHEMBELIHLE COMPREHENSIVE SCHOOL - 4341035	% ACHIEVED	39.2	40.5	73.1	32.6
	ACHIEVED	58	32	49	
	WROTE	148	79	67	



CENTRE PERFORMANCE		Year			Difference 2018 - 2017
Centre	Values	'2016	'2017	'2018	
J A CALATA SENIOR SECONDARY SCHOOL - 4331024	% ACHIEVED	83.5	93.8	84.9	-8.8
	ACHIEVED	81	60	79	
	WROTE	97	64	93	
J F MATI SENIOR SECONDARY SCHOOL - 4321043	% ACHIEVED	43.8	30.0	35.0	5.0
	ACHIEVED	14	12	7	
	WROTE	32	40	20	
J M NDINDWA HIGH SCHOOL - 4311031	% ACHIEVED	42.9	29.2	29.7	0.6
	ACHIEVED	24	7	11	
	WROTE	56	24	37	
JABAVU SENIOR SECONDARY SCHOOL - 4311032	% ACHIEVED	46.2	62.5	67.7	5.2
	ACHIEVED	55	70	44	
	WROTE	119	112	65	
JALAMBA SENIOR SECONDARY SCHOOL - 4301032	% ACHIEVED	45.7	63.8	45.7	-18.1
	ACHIEVED	37	37	37	
	WROTE	81	58	81	
JALI HIGH SCHOOL - 4311033	% ACHIEVED	55.8	58.1	53.8	-4.2
	ACHIEVED	24	18	14	
	WROTE	43	31	26	
JAMANGILE SENIOR SECONDARY SCHOOL - 4271014	% ACHIEVED	55.1	70.4	88.1	17.7
	ACHIEVED	27	19	37	
	WROTE	49	27	42	
JAMES JOLOBE SENIOR SECONDARY SCHOOL - 4341036	% ACHIEVED	23.3	56.8	65.0	8.2
	ACHIEVED	24	25	26	
	WROTE	103	44	40	
JEFFREYS BAY COMPREHENSIVE SECONDARY - 4351020	% ACHIEVED			59.1	
	ACHIEVED			26	
	WROTE			44	
JENCA SENIOR SECONDARY SCHOOL - 4291101	% ACHIEVED		34.2	25.9	-8.3
	ACHIEVED		13	14	
	WROTE		38	54	
JIBA SENIOR SECONDARY SCHOOL - 4281015	% ACHIEVED	30.6	31.6	53.1	21.5
	ACHIEVED	15	18	17	
	WROTE	49	57	32	
JIKINDABA SENIOR SECONDARY SCHOOL - 4281016	% ACHIEVED	50.9	76.1	85.4	9.3
	ACHIEVED	115	121	70	
	WROTE	226	159	82	
JIM MVABAZA SENIOR SECONDARY SCHOOL - 4311034	% ACHIEVED	64.0	70.0	100.0	30.0
	ACHIEVED	16	14	5	
	WROTE	25	20	5	
JIXINI SENIOR SECONDARY SCHOOL - 4291029	% ACHIEVED	82.8	91.4	78.6	-12.9
	ACHIEVED	24	32	33	
	WROTE	29	35	42	
JJ NJEZA SENIOR SECONDARY SCHOOL - 4301033	% ACHIEVED	58.7	85.2	75.4	-9.7
	ACHIEVED	54	46	43	
	WROTE	92	54	57	
JOE SLOVO FREEDOM HIGH SCHOOL - 4331025	% ACHIEVED	51.0	78.9	64.6	-14.3
	ACHIEVED	49	30	53	
	WROTE	96	38	82	
JOHN BISSEKER SECONDARY SCHOOL - 4321044	% ACHIEVED	75.5	60.3	67.3	6.9
	ACHIEVED	154	70	115	
	WROTE	204	116	171	
JOHN NOAH HIGH SCHOOL - 4331026	% ACHIEVED	26.4	45.0	35.1	-9.9
	ACHIEVED	24	27	27	
	WROTE	91	60	77	

CENTRE PERFORMANCE		Year			Difference 2018 - 2017
Centre	Values	'2016	'2017	'2018	
JOHN WALTON SECONDARY SCHOOL - 4341037	% ACHIEVED	52.8	63.8	62.7	-1.2
	ACHIEVED	67	67	52	
	WROTE	127	105	83	
JOHNSON NQONQOZA SENIOR SECONDARY - 4351021	% ACHIEVED	100.0	87.0	78.9	-8.0
	ACHIEVED	20	40	30	
	WROTE	20	46	38	
JOJO SENIOR SECONDARY SCHOOL - 4251017	% ACHIEVED	83.7	77.1	87.3	10.1
	ACHIEVED	77	81	89	
	WROTE	92	105	102	
JONAS GODUKA SENIOR SECONDARY SCHOOL - 4271015	% ACHIEVED	38.2	51.7	63.6	11.9
	ACHIEVED	13	15	7	
	WROTE	34	29	11	
JONGABANTU SENIOR SECONDARY SCHOOL - 4301034	% ACHIEVED	56.1	42.6	54.8	12.1
	ACHIEVED	23	26	23	
	WROTE	41	61	42	
JONGILANGA HIGH SCHOOL - 4321045	% ACHIEVED	46.4	61.0	55.2	-5.8
	ACHIEVED	13	25	16	
	WROTE	28	41	29	
JONGILANGA SENIOR SECONDARY SCHOOL - 4301035	% ACHIEVED	52.7	85.2	89.8	4.6
	ACHIEVED	29	52	88	
	WROTE	55	61	98	
JONGILE NOMPONDO PUBLIC SCHOOL - 4311035	% ACHIEVED	66.3	42.1	44.8	2.7
	ACHIEVED	128	72	56	
	WROTE	193	171	125	
JONGILIZWE SENIOR SECONDARY SCHOOL - 4291030	% ACHIEVED	25.8	79.2	93.2	14.0
	ACHIEVED	16	19	41	
	WROTE	62	24	44	
JONGILIZWE SENIOR SECONDARY SCHOOL - 4301036	% ACHIEVED	59.6	73.0	78.1	5.2
	ACHIEVED	28	27	25	
	WROTE	47	37	32	
JONGINTABA SENIOR SECONDARY SCHOOL - 4291031	% ACHIEVED	67.2	85.2	84.6	-0.6
	ACHIEVED	45	23	33	
	WROTE	67	27	39	
JONGIZIZWE SENIOR SECONDARY SCHOOL - 4261020	% ACHIEVED	48.6	46.9	53.8	7.0
	ACHIEVED	18	15	14	
	WROTE	37	32	26	
JONGUHLANGA SENIOR SECONDARY SCHOOL - 4321046	% ACHIEVED	40.5	44.1	13.3	-30.8
	ACHIEVED	15	15	2	
	WROTE	37	34	15	
JOSI-MARELA HIGH SCHOOL - 4311036	% ACHIEVED	25.9	60.0	77.8	17.8
	ACHIEVED	7	9	7	
	WROTE	27	15	9	
JOUBERT LUDIDI S S S - 4291032	% ACHIEVED	82.8	44.3	65.0	20.7
	ACHIEVED	53	35	26	
	WROTE	64	79	40	
JOYI SENIOR SECONDARY SCHOOL - 4291033	% ACHIEVED	65.5	36.8	60.5	23.7
	ACHIEVED	36	25	26	
	WROTE	55	68	43	
JS SKENJANA SENIOR SECONDARY SCHOOL - 4301037	% ACHIEVED	79.0	61.9	88.2	26.3
	ACHIEVED	177	166	142	
	WROTE	224	268	161	
JULY SENIOR SECONDARY SCHOOL - 4311037	% ACHIEVED	45.5	58.8	57.1	-1.7
	ACHIEVED	10	10	8	
	WROTE	22	17	14	

CENTRE PERFORMANCE		Year			Difference 2018 - 2017
Centre	Values	'2016	'2017	'2018	
JUMBA SENIOR SECONDARY SCHOOL - 4291034	% ACHIEVED	84.6	57.7	79.2	21.5
	ACHIEVED	44	30	38	
	WROTE	52	52	48	
KABEGA CHRISTELIKE SKOOL - 4342097	% ACHIEVED	100.0	96.3	100.0	3.7
	ACHIEVED	7	26	13	
	WROTE	7	27	13	
KAMA HIGH SCHOOL - 4311038	% ACHIEVED	25.8	38.4	38.6	0.2
	ACHIEVED	24	28	27	
	WROTE	93	73	70	
KANANA SENIOR SECONDARY SCHOOL - 4311039	% ACHIEVED	22.6	36.4	34.8	-1.6
	ACHIEVED	7	12	8	
	WROTE	31	33	23	
KAULELA SENIOR SECONDARY SCHOOL - 4311040	% ACHIEVED	38.9	31.6	27.8	-3.8
	ACHIEVED	7	6	5	
	WROTE	18	19	18	
KEI ROAD COMBINED SCHOOL - 4311041	% ACHIEVED	8.8	10.5	12.5	2.0
	ACHIEVED	3	2	3	
	WROTE	34	19	24	
KHANYA HIGH SCHOOL - 4331027	% ACHIEVED	51.2	30.8	18.5	-12.3
	ACHIEVED	22	8	5	
	WROTE	43	26	27	
KHANYA PRIVATE SCHOOL - 4292104	% ACHIEVED	57.7	57.1	66.7	9.5
	ACHIEVED	15	4	6	
	WROTE	26	7	9	
KHANYA SENIOR SECONDARY SCHOOL - 4271016	% ACHIEVED	60.7	73.8	85.2	11.4
	ACHIEVED	88	96	121	
	WROTE	145	130	142	
KHANYA-NALEDI COMBINED SCHOOL - 4251018	% ACHIEVED	57.6	59.8	83.9	24.1
	ACHIEVED	87	55	47	
	WROTE	151	92	56	
KHANYISA SCHOOL FOR THE BLIND - 4343038	% ACHIEVED	42.9		100.0	
	ACHIEVED	3		3	
	WROTE	7		3	
KHANYISA SENIOR SECONDARY SCHOOL - 4292035	% ACHIEVED	86.8	81.4	79.3	-2.2
	ACHIEVED	275	237	222	
	WROTE	317	291	280	
KHANYOLWETHU SENIOR SECONDARY SCHOOL - 4261021	% ACHIEVED		41.5	81.3	39.7
	ACHIEVED		22	52	
	WROTE		53	64	
KHORONG SENIOR SECONDARY SCHOOL - 4271017	% ACHIEVED	45.5	69.2	53.0	-16.2
	ACHIEVED	45	27	62	
	WROTE	99	39	117	
KHULANI COMMERCIAL HIGH SCHOOL - 4321047	% ACHIEVED	81.1	69.9	69.0	-0.8
	ACHIEVED	133	95	116	
	WROTE	164	136	168	
KHUMBULANI HIGH SCHOOL - 4341039	% ACHIEVED	55.0	56.7	63.1	6.4
	ACHIEVED	71	51	65	
	WROTE	129	90	103	
KHUTLISO DANIELS SECONDARY SCHOOL - 4351023	% ACHIEVED	50.0	25.0	58.1	33.1
	ACHIEVED	10	8	18	
	WROTE	20	32	31	
KHWAZA SENIOR SECONDARY SCHOOL - 4261022	% ACHIEVED	39.5	35.1	66.7	31.5
	ACHIEVED	17	13	20	
	WROTE	43	37	30	

CENTRE PERFORMANCE		Year			Difference 2018 - 2017
Centre	Values	'2016	'2017	'2018	
KHWEZI LOMSO COMPREHENSIVE SCHOOL - 4341034	% ACHIEVED	70.6	80.1	73.1	-7.0
	ACHIEVED	154	161	125	
	WROTE	218	201	171	
KING EDWARD HIGH SCHOOL - 4251019	% ACHIEVED	100.0	100.0	100.0	0.0
	ACHIEVED	51	42	38	
	WROTE	51	42	38	
KINGS COLLEGE - 4322127	% ACHIEVED		60.0		-60.0
	ACHIEVED		24		
	WROTE		40		
KINGS COMMERCIAL COLLEGE - 4292036	% ACHIEVED	100.0	95.0	100.0	5.0
	ACHIEVED	65	57	46	
	WROTE	65	60	46	
KINGSRIDGE HIGH SCHOOL - 4321048	% ACHIEVED	100.0	100.0	100.0	0.0
	ACHIEVED	92	78	87	
	WROTE	92	78	87	
KIRKWOOD HIGH SCHOOL - 4351024	% ACHIEVED	94.1	93.3	96.8	3.4
	ACHIEVED	32	28	30	
	WROTE	34	30	31	
KLIPPLAAT SENIOR SECONDARY SCHOOL - 4351025	% ACHIEVED	100.0	30.0	22.2	-7.8
	ACHIEVED	7	3	2	
	WROTE	7	10	9	
KOPANO SENIOR SECONDARY SCHOOL - 4331028	% ACHIEVED	66.7	70.0	64.0	-6.0
	ACHIEVED	18	14	16	
	WROTE	27	20	25	
KRAZUKILE SENIOR SECONDARY SCHOOL - 4301038	% ACHIEVED	54.5	51.3	51.2	-0.1
	ACHIEVED	24	20	21	
	WROTE	44	39	41	
KT MCHASA SENIOR SECONDARY SCHOOL - 4291037	% ACHIEVED	71.4	70.2	77.5	7.3
	ACHIEVED	145	99	107	
	WROTE	203	141	138	
KUBUSIE COMBINED SCHOOL - 4311042	% ACHIEVED	58.0	52.1	39.1	-13.0
	ACHIEVED	40	25	18	
	WROTE	69	48	46	
KULANATHI SENIOR SECONDARY SCHOOL - 4291038	% ACHIEVED	49.0	55.2	93.3	38.2
	ACHIEVED	25	16	14	
	WROTE	51	29	15	
KULILE JUNIOR SECONDARY SCHOOL - 4311043	% ACHIEVED	18.6	35.0	57.9	22.9
	ACHIEVED	13	21	33	
	WROTE	70	60	57	
KUSILE COMPREHESIVE SCHOOL - 4321049	% ACHIEVED	71.2	39.1	77.5	38.4
	ACHIEVED	84	68	93	
	WROTE	118	174	120	
KUYASA COMBINED SCHOOL - 4351026	% ACHIEVED	59.6	68.0	83.8	15.8
	ACHIEVED	28	34	31	
	WROTE	47	50	37	
KUYASA SENIOR SECONDARY SCHOOL - 4271018	% ACHIEVED	72.4	75.0	50.0	-25.0
	ACHIEVED	21	12	9	
	WROTE	29	16	18	
KUYASA SENIOR SECONDARY SCHOOL - 4321050	% ACHIEVED	60.9	42.7	67.4	24.7
	ACHIEVED	70	50	62	
	WROTE	115	117	92	
KWA-KOMANI COMP - 4331029	% ACHIEVED	73.9	64.7	63.8	-1.0
	ACHIEVED	88	112	102	
	WROTE	119	173	160	

CENTRE PERFORMANCE		Year			Difference 2018 - 2017
Centre	Values	'2016	'2017	'2018	
KWAMAGXAKI HIGH SCHOOL - 4341040	% ACHIEVED	83.8	48.4	40.4	-8.0
	ACHIEVED	67	61	57	
	WROTE	80	126	141	
KWA-MHLONTLO SENIOR SECONDARY SCHOOL - 4331030	% ACHIEVED	27.5	23.4	44.2	20.7
	ACHIEVED	19	15	19	
	WROTE	69	64	43	
KWANOBUHLE SENIOR SECONDARY SCHOOL - 4291039	% ACHIEVED	75.6	37.7	81.3	43.5
	ACHIEVED	34	20	26	
	WROTE	45	53	32	
KWANTOZONKE SENIOR SECONDARY SCHOOL - 4301039	% ACHIEVED	39.5	32.8	37.0	4.3
	ACHIEVED	17	19	10	
	WROTE	43	58	27	
KWAZAKHELE HIGH SCHOOL - 4341041	% ACHIEVED	38.5	50.0	64.6	14.6
	ACHIEVED	60	54	31	
	WROTE	156	108	48	
KWENXURA SENIOR SECONDARY SCHOOL - 4321051	% ACHIEVED	47.1	40.6	64.5	23.9
	ACHIEVED	24	13	20	
	WROTE	51	32	31	
KWEZILENTABA SENIOR SECONDARY SCHOOL - 4311044	% ACHIEVED	38.5	22.2		-22.2
	ACHIEVED	5	2		
	WROTE	13	9		
L JENTILE SENIOR SECONDARY SCHOOL - 4261023	% ACHIEVED	54.1	94.1	82.4	-11.8
	ACHIEVED	20	16	14	
	WROTE	37	17	17	
LADY GREY ACADEMY - 4271019	% ACHIEVED	93.5	87.8	83.3	-4.4
	ACHIEVED	43	43	50	
	WROTE	46	49	60	
LAMPLOUGH SENIOR SECONDARY SCHOOL - 4301040	% ACHIEVED	86.0	97.7	97.0	-0.7
	ACHIEVED	104	86	97	
	WROTE	121	88	100	
LANGA SENIOR SECONDARY SCHOOL - 4281017	% ACHIEVED	85.4	94.3	90.4	-3.9
	ACHIEVED	123	115	132	
	WROTE	144	122	146	
LANGALETHU SENIOR SECONDARY SCHOOL - 4261024	% ACHIEVED	40.0	100.0	100.0	0.0
	ACHIEVED	4	8	4	
	WROTE	10	8	4	
LAVELILANGA SENIOR SECONDARY SCHOOL - 4331031	% ACHIEVED	77.8	33.3	41.2	7.8
	ACHIEVED	14	5	7	
	WROTE	18	15	17	
LAWSON BROWN HIGH - 4341042	% ACHIEVED	88.2	84.2	84.7	0.5
	ACHIEVED	127	112	138	
	WROTE	144	133	163	
LEHANA SENIOR SECONDARY SCHOOL - 4271020	% ACHIEVED	67.5	71.4	50.7	-20.6
	ACHIEVED	282	217	172	
	WROTE	418	304	339	
LESLIE NKALA SENIOR SECONDARY SCHOOL - 4291040	% ACHIEVED	38.6	65.4	45.8	-19.6
	ACHIEVED	22	34	27	
	WROTE	57	52	59	
LILYFONTEIN SCHOOL - 4321052	% ACHIEVED	100.0	100.0	100.0	0.0
	ACHIEVED	26	24	27	
	WROTE	26	24	27	
LIMEKHAYA SECONDARY SCHOOL - 4341043	% ACHIEVED	81.1	80.5	86.8	6.3
	ACHIEVED	43	33	46	
	WROTE	53	41	53	

CENTRE PERFORMANCE		Year			Difference 2018 - 2017
Centre	Values	'2016	'2017	'2018	
LINDANI SENIOR SECONDARY SCHOOL - 4311045	% ACHIEVED	40.6	54.5	25.0	-29.5
	ACHIEVED	13	12	6	
	WROTE	32	22	24	
LINDELANI SENIOR SECONDARY SCHOOL - 4251020	% ACHIEVED	77.9	89.7	93.3	3.6
	ACHIEVED	67	61	56	
	WROTE	86	68	60	
LINGANI SENIOR SECONDARY SCHOOL - 4311046	% ACHIEVED	24.1	53.3	31.3	-22.1
	ACHIEVED	7	8	5	
	WROTE	29	15	16	
LINGELETHU HIGH SCHOOL - 4311047	% ACHIEVED	63.2	37.1	9.5	-27.6
	ACHIEVED	12	13	2	
	WROTE	19	35	21	
LINGELETHU SENIOR SECONDARY SCHOOL - 4321053	% ACHIEVED	39.4	49.1	40.0	-9.1
	ACHIEVED	37	28	12	
	WROTE	94	57	30	
LINGELIHLE SENIOR SECONDARY SCHOOL - 4331032	% ACHIEVED	56.9	69.5	54.4	-15.1
	ACHIEVED	66	57	31	
	WROTE	116	82	57	
LINKSIDE HIGH SCHOOL - 4341044	% ACHIEVED	95.9	95.3	84.4	-10.9
	ACHIEVED	93	101	130	
	WROTE	97	106	154	
LITTLE FLOWER S S S - 4291041	% ACHIEVED	60.7	71.3	57.5	-13.8
	ACHIEVED	108	77	100	
	WROTE	178	108	174	
LM MALGAS SENIOR SECONDARY SCHOOL - 4301041	% ACHIEVED	13.7	33.3	39.4	6.1
	ACHIEVED	10	8	13	
	WROTE	73	24	33	
LONWABO HIGH SCHOOL - 4311048	% ACHIEVED	23.3	60.9	41.5	-19.4
	ACHIEVED	7	14	17	
	WROTE	30	23	41	
LOWER SEPLAN SENIOR SECONDARY SCHOOL - 4261025	% ACHIEVED	23.1	50.0	60.0	10.0
	ACHIEVED	3	4	3	
	WROTE	13	8	5	
LOYISO SENIOR SECONDARY SCHOOL - 4321054	% ACHIEVED	57.1	60.0	78.3	18.3
	ACHIEVED	24	21	18	
	WROTE	42	35	23	
LOYISO SENIOR SECONDARY SCHOOL - 4341045	% ACHIEVED	31.8	61.5	83.0	21.4
	ACHIEVED	21	16	39	
	WROTE	66	26	47	
LOYISO SINOR SECONDARY SCHOOL - 4251021	% ACHIEVED	67.5	63.7	83.3	19.6
	ACHIEVED	56	58	45	
	WROTE	83	91	54	
LUDIDI SENIOR SECONDARY SCHOOL - 4251022	% ACHIEVED	60.0	77.8	63.6	-14.1
	ACHIEVED	21	21	21	
	WROTE	35	27	33	
LUKHANYO HIGH SCHOOL - 4331033	% ACHIEVED	38.6	31.0	51.3	20.2
	ACHIEVED	22	9	20	
	WROTE	57	29	39	
LUKHOZI HIGH SCHOOL - 4311049	% ACHIEVED	76.2	66.7	50.0	-16.7
	ACHIEVED	16	14	8	
	WROTE	21	21	16	
LUMKO HIGH SCHOOL - 4321055	% ACHIEVED	64.3	65.6	83.2	17.6
	ACHIEVED	72	61	99	
	WROTE	112	93	119	



CENTRE PERFORMANCE		Year			Difference 2018 - 2017
Centre	Values	'2016	'2017	'2018	
LUNGISA HIGH SCHOOL - 4341046	% ACHIEVED	24.8	36.5	45.6	9.1
	ACHIEVED	36	46	47	
	WROTE	145	126	103	
LUNGISO PUBLIC HIGH SCHOOL - 4351027	% ACHIEVED	75.0	72.4	71.6	-0.8
	ACHIEVED	69	76	63	
	WROTE	92	105	88	
LUPINDO SENIOR SECONDARY SCHOOL - 4251023	% ACHIEVED	53.8	74.1	80.8	6.7
	ACHIEVED	14	20	21	
	WROTE	26	27	26	
LURWAYIZO SENIOR SECONDARY SCHOOL - 4301042	% ACHIEVED	70.6	38.1	53.8	15.8
	ACHIEVED	12	8	7	
	WROTE	17	21	13	
LUSIKISIKI CHRISTIAN SCHOOL - 4282068	% ACHIEVED		40.9	33.3	-7.6
	ACHIEVED		9	7	
	WROTE		22	21	
LUTATENI SENIOR SECONDARY SCHOOL - 4251024	% ACHIEVED	53.5	62.3	79.7	17.5
	ACHIEVED	38	33	59	
	WROTE	71	53	74	
LUTSHAYA SENIOR SECONDARY SCHOOL - 4281018	% ACHIEVED	57.8	93.3	90.9	-2.4
	ACHIEVED	93	70	60	
	WROTE	161	75	66	
LUTUBENI SENIOR SECONDARY SCHOOL - 4291042	% ACHIEVED	56.2	77.4	74.4	-3.1
	ACHIEVED	73	72	29	
	WROTE	130	93	39	
LUTUKA SENIOR SECONDARY SCHOOL - 4291043	% ACHIEVED	66.2	63.0	68.3	5.3
	ACHIEVED	90	104	82	
	WROTE	136	165	120	
LUVUMELWANO SENIOR SECONDARY SCHOOL - 4271021	% ACHIEVED	65.1	71.1	70.0	-1.1
	ACHIEVED	28	32	42	
	WROTE	43	45	60	
LUVUYO LERUMO SCHOOL - 4331034	% ACHIEVED	43.1	44.2	44.2	0.0
	ACHIEVED	59	65	42	
	WROTE	137	147	95	
LUXOLO HIGH SCHOOL - 4311050	% ACHIEVED	45.8	20.0	27.3	7.3
	ACHIEVED	11	5	3	
	WROTE	24	25	11	
LUZIE DRIFT SENIOR SECONDARY SCHOOL - 4271022	% ACHIEVED	75.3	68.8	75.3	6.6
	ACHIEVED	70	55	58	
	WROTE	93	80	77	
MABALENGWE SENIOR SECONDARY SCHOOL - 4281019	% ACHIEVED	34.0	12.9	52.9	40.1
	ACHIEVED	125	18	9	
	WROTE	368	140	17	
MABHULANA NDAMASE HIGH SCHOOL - 4281020	% ACHIEVED	31.0	34.0	51.2	17.2
	ACHIEVED	40	16	21	
	WROTE	129	47	41	
MABOBOTI SENIOR SECONDARY SCHOOL - 4301043	% ACHIEVED	41.0	55.0	51.7	-3.3
	ACHIEVED	16	22	31	
	WROTE	39	40	60	
MACIBE SENIOR SECONDARY SCHOOL - 4301044	% ACHIEVED	46.2	94.6	94.7	0.1
	ACHIEVED	49	35	36	
	WROTE	106	37	38	
MACLEAR HIGH SCHOOL - 4271023	% ACHIEVED	100.0	100.0	95.8	-4.2
	ACHIEVED	18	23	23	
	WROTE	18	23	24	



CENTRE PERFORMANCE		Year			Difference 2018 - 2017
Centre	Values	'2016	'2017	'2018	
MADIKIZELA SENIOR SECONDARY SCHOOL - 4241012	% ACHIEVED	33.3	55.0	71.4	16.4
	ACHIEVED	30	33	35	
	WROTE	90	60	49	
MAGADLA SENIOR SECONDARY SCHOOL - 4251025	% ACHIEVED	85.7	86.8	52.6	-34.2
	ACHIEVED	42	33	20	
	WROTE	49	38	38	
MAJALI TECHNICAL HIGH SCHOOL - 4281021	% ACHIEVED	43.9	50.0	67.0	17.0
	ACHIEVED	36	50	69	
	WROTE	82	100	103	
MAJAVU SECONDARY SCHOOL - 4241013	% ACHIEVED	91.1	83.3	95.8	12.5
	ACHIEVED	51	50	91	
	WROTE	56	60	95	
MAKAULA SENIOR SECONDARY SCHOOL - 4251026	% ACHIEVED	79.6	75.8	71.5	-4.3
	ACHIEVED	234	204	241	
	WROTE	294	269	337	
MAKUKHANYE SENIOR SECONDARY SCHOOL - 4281022	% ACHIEVED	69.7	84.1	83.8	-0.3
	ACHIEVED	99	74	166	
	WROTE	142	88	198	
MALCOMESS SECODARY SCHOOL - 4271024	% ACHIEVED	53.8	62.0	64.3	2.3
	ACHIEVED	49	49	63	
	WROTE	91	79	98	
MALIKHANYE SENIOR SECONDARY SCHOOL - 4271025	% ACHIEVED	67.9	66.7	67.9	1.2
	ACHIEVED	38	20	19	
	WROTE	56	30	28	
MALUTI SENIOR SECONDARY SCHOOL - 4251027	% ACHIEVED	35.3	73.6	64.9	-8.7
	ACHIEVED	59	39	61	
	WROTE	167	53	94	
MANDELA SCHOOL OF SCIENCE AND TECH - 4291044	% ACHIEVED	79.2	71.6	95.2	23.7
	ACHIEVED	57	73	80	
	WROTE	72	102	84	
MANGALA SENIOR SECONDARY SCHOOL - 4281023	% ACHIEVED	55.7	32.9	38.2	5.2
	ACHIEVED	34	26	29	
	WROTE	61	79	76	
MANGELENGELE SENIOR SECONDARY SCHOOL - 4261026	% ACHIEVED	73.4	57.5	77.3	19.7
	ACHIEVED	58	42	34	
	WROTE	79	73	44	
MANZAMNYAMA SENIOR SECONDARY SCHOOL - 4251028	% ACHIEVED	71.4	63.6	92.7	29.0
	ACHIEVED	50	56	38	
	WROTE	70	88	41	
MANZANA SENIOR SECONDARY SCHOOL - 4261027	% ACHIEVED	40.2	50.3	69.2	18.9
	ACHIEVED	70	85	261	
	WROTE	174	169	377	
MANZUZULU SENIOR SECPNDARY SCHOOL - 4331035	% ACHIEVED	55.3	40.9	40.0	-0.9
	ACHIEVED	21	18	20	
	WROTE	38	44	50	
MANZOLWANDLE SANDILE S S S - 4291045	% ACHIEVED	49.3	42.3	62.5	20.2
	ACHIEVED	33	30	25	
	WROTE	67	71	40	
MAQONGWANA SENIOR SECONDARY SCHOOL - 4241014	% ACHIEVED		31.7	36.1	4.4
	ACHIEVED		13	13	
	WROTE		41	36	
MARELANE SENIOR SECONDARY SCHOOL - 4241015	% ACHIEVED	83.6	92.7	92.0	-0.7
	ACHIEVED	214	127	150	
	WROTE	256	137	163	

CENTRE PERFORMANCE		Year			Difference 2018 - 2017
Centre	Values	'2016	'2017	'2018	
MARIA LOUW HIGH SCHOOL - 4331036	% ACHIEVED	85.9	84.6	80.0	-4.6
	ACHIEVED	79	99	80	
	WROTE	92	117	100	
MARIAZELL SENIOR SECONDARY SCHOOL - 4251029	% ACHIEVED	77.4	68.8	83.6	14.9
	ACHIEVED	106	55	46	
	WROTE	137	80	55	
MARINA COMPREHENSIVE HIGH SCHOOL - 4241016	% ACHIEVED	47.4	64.1	71.5	7.5
	ACHIEVED	173	164	108	
	WROTE	365	256	151	
MARLOW AGRICULTURAL HIGH SCHOOL - 4331037	% ACHIEVED	100.0	100.0	100.0	0.0
	ACHIEVED	34	44	35	
	WROTE	34	44	35	
MARY MOUNT RC SECONDARY SCHOOL - 4341047	% ACHIEVED	85.3	59.7	63.5	3.8
	ACHIEVED	64	43	40	
	WROTE	75	72	63	
MARY WATER HIGH SCHOOL - 4351028	% ACHIEVED	70.8	66.0	82.3	16.2
	ACHIEVED	85	70	51	
	WROTE	120	106	62	
MASAKHANE SENIOR SECONDARY SCHOOL - 4271026	% ACHIEVED	57.7	65.6	50.0	-15.6
	ACHIEVED	30	21	12	
	WROTE	52	32	24	
MASIBAMBANE SENIOR SECONDARY SCHOOL - 4341048	% ACHIEVED	33.3	30.5	41.4	10.9
	ACHIEVED	42	18	24	
	WROTE	126	59	58	
MASIBONISANE SENIOR SECONDARY SCHOOL - 4311051	% ACHIEVED	24.7	28.8	59.5	30.8
	ACHIEVED	20	23	25	
	WROTE	81	80	42	
MASIHLANGANE SENIOR SECONDARY SCHOOL - 4311052	% ACHIEVED	20.8	46.3	95.0	48.7
	ACHIEVED	10	19	19	
	WROTE	48	41	20	
MASIKHANYISE HIGH SCHOOL - 4331038	% ACHIEVED	55.2	71.0	79.5	8.5
	ACHIEVED	69	49	31	
	WROTE	125	69	39	
MASIKHUTHALE PUBLIC SECONDARY SCHOOL - 4261028	% ACHIEVED	26.9	62.3	66.7	4.4
	ACHIEVED	35	38	20	
	WROTE	130	61	30	
MASILINGANE SENIOR SECONDARY SCHOOL - 4261029	% ACHIEVED	43.8	58.3	66.7	8.3
	ACHIEVED	21	21	16	
	WROTE	48	36	24	
MASIMANYANE SENIOR SECONDARY SCHOOL - 4311053	% ACHIEVED	64.3	68.3	61.8	-6.5
	ACHIEVED	45	28	21	
	WROTE	70	41	34	
MASIPHATHISANE SENIOR SECONDARY - 4341049	% ACHIEVED	53.2	42.8	83.7	40.9
	ACHIEVED	167	148	113	
	WROTE	314	346	135	
MASIXOLE HIGH SCHOOL - 4321056	% ACHIEVED	50.0	73.8	62.7	-11.1
	ACHIEVED	44	31	37	
	WROTE	88	42	59	
MASIZAKHE SENIOR SECONDARY SCHOOL - 4311055	% ACHIEVED	42.9	44.4	61.5	17.1
	ACHIEVED	6	8	8	
	WROTE	14	18	13	
MATHUMBU SENIOR SECONDARY SCHOOL - 4301045	% ACHIEVED	16.3	17.2	85.7	68.5
	ACHIEVED	15	10	6	
	WROTE	92	58	7	

CENTRE PERFORMANCE		Year			Difference 2018 - 2017
Centre	Values	'2016	'2017	'2018	
<b>MATOMELA SENIOR SECONDARY SCHOOL - 4311056</b>	% ACHIEVED	42.6	23.8	39.3	15.5
	ACHIEVED	23	20	24	
	WROTE	54	84	61	
<b>MATSA SENIOR SECONDARY SCHOOL - 4311057</b>	% ACHIEVED	73.1	83.3	61.5	-21.8
	ACHIEVED	19	15	16	
	WROTE	26	18	26	
<b>MATTHEW GONIWE COMPREHENSIVE SCHOOL - 4331039</b>	% ACHIEVED	40.7	35.7	67.6	31.9
	ACHIEVED	11	5	23	
	WROTE	27	14	34	
<b>MAXWELE SENIOR SECONDARY SCHOOL - 4291046</b>	% ACHIEVED	15.8	55.0	58.3	3.3
	ACHIEVED	3	22	42	
	WROTE	19	40	72	
<b>MAYIBENYE SENIOR SECONDARY SCHOOL - 4281024</b>	% ACHIEVED	46.8	56.1	89.7	33.6
	ACHIEVED	124	78	96	
	WROTE	265	139	107	
<b>MAZIBUKO SENIOR SECONDARY SCHOOL - 4261030</b>	% ACHIEVED	65.8	75.0	100.0	25.0
	ACHIEVED	25	24	13	
	WROTE	38	32	13	
<b>MAZIZINI SENIOR SECONDARY SCHOOL - 4301046</b>	% ACHIEVED	49.5	73.3	87.9	14.5
	ACHIEVED	54	44	58	
	WROTE	109	60	66	
<b>MBEKWENI HIGH SCHOOL - 4331040</b>	% ACHIEVED	83.3	53.8	67.5	13.7
	ACHIEVED	25	21	27	
	WROTE	30	39	40	
<b>MBODLENI SENIOR SECONDARY SCHOOL - 4251030</b>	% ACHIEVED	49.4	74.3	81.3	7.0
	ACHIEVED	44	55	100	
	WROTE	89	74	123	
<b>MBULELO BENEKANE H S S S - 4311058</b>	% ACHIEVED	79.4	90.0	100.0	10.0
	ACHIEVED	77	45	43	
	WROTE	97	50	43	
<b>MBUMBAZI SENIOR SECONDARY SCHOOL - 4251062</b>	% ACHIEVED	28.9	46.2	79.3	33.2
	ACHIEVED	11	12	23	
	WROTE	38	26	29	
<b>MC CARTHY COMPREHENSIVE SCHOOL - 4341050</b>	% ACHIEVED	61.3	50.0	36.8	-13.2
	ACHIEVED	38	22	14	
	WROTE	62	44	38	
<b>MCEULA SENIOR SECONDARY SCHOOL - 4261031</b>	% ACHIEVED	32.3	66.7	42.9	-23.8
	ACHIEVED	21	34	24	
	WROTE	65	51	56	
<b>MCOBOLOLO SENIOR SECONDARY SCHOOL - 4261032</b>	% ACHIEVED	85.5	85.7	64.6	-21.1
	ACHIEVED	47	30	31	
	WROTE	55	35	48	
<b>MDATYA SENIOR SECONDARY SCHOOL - 4241017</b>	% ACHIEVED	50.0	66.2	77.0	10.8
	ACHIEVED	99	94	144	
	WROTE	198	142	187	
<b>MDENI SENIOR SECONDARY SCHOOL - 4301047</b>	% ACHIEVED	37.6	63.3	70.2	7.0
	ACHIEVED	59	112	302	
	WROTE	157	177	430	
<b>MDIBANISO SENIOR SECONDARY SCHOOL - 4311059</b>	% ACHIEVED	37.1	44.6	69.0	24.3
	ACHIEVED	23	25	20	
	WROTE	62	56	29	
<b>MDUTSHANE SENIOR SECONDARY SCHOOL - 4281025</b>	% ACHIEVED	18.6	56.4	69.2	12.8
	ACHIEVED	18	44	36	
	WROTE	97	78	52	

CENTRE PERFORMANCE		Year			Difference 2018 - 2017
Centre	Values	'2016	'2017	'2018	
MEHLOMAKHULU SENIOR SECONDARY - 4271027	% ACHIEVED	82.5	68.5	75.0	6.5
	ACHIEVED	66	63	33	
	WROTE	80	92	44	
MENTE SENIOR SECONDARY SCHOOL - 4301048	% ACHIEVED	42.2	41.8	68.9	27.1
	ACHIEVED	73	41	31	
	WROTE	173	98	45	
MENZIWA SENIOR SECONDARY SCHOOL - 4291048	% ACHIEVED	29.7	60.0	68.8	8.8
	ACHIEVED	22	66	121	
	WROTE	74	110	176	
MEYISI SENIOR SECONDARY SCHOOL - 4281026	% ACHIEVED	46.6	88.6	79.7	-8.9
	ACHIEVED	89	78	59	
	WROTE	191	88	74	
MFAZWE COMPREHENSIVE TECH HIGH SCH - 4251031	% ACHIEVED	37.0	49.1	67.9	18.9
	ACHIEVED	20	26	36	
	WROTE	54	53	53	
MFESANE SENIOR SECONDARY SCHOOL - 4341051	% ACHIEVED	44.8	75.3	67.4	-7.9
	ACHIEVED	74	64	58	
	WROTE	165	85	86	
MFUNDISWENI SENIOR SECONDARY SCHOOL - 4251032	% ACHIEVED	48.1	60.4		-60.4
	ACHIEVED	90	55		
	WROTE	187	91		
MFUNDISWENI SENIOR SECONDARY SCHOOL - 4281075	% ACHIEVED			59.8	
	ACHIEVED			61	
	WROTE			102	
MGCWEZULU SENIOR SECONDARY SCHOOL - 4321057	% ACHIEVED	44.7	42.1	31.8	-10.3
	ACHIEVED	17	16	7	
	WROTE	38	38	22	
MGEZWA SENIOR SECONDARY SCHOOL - 4281027	% ACHIEVED	69.3	84.1	96.8	12.7
	ACHIEVED	187	211	180	
	WROTE	270	251	186	
MGOMANZI SENIOR SECONDARY SCHOOL - 4301049	% ACHIEVED	23.3	72.7	33.3	-39.4
	ACHIEVED	10	16	3	
	WROTE	43	22	9	
MGUDLWA SENIOR SECONDARY SCHOOL - 4261033	% ACHIEVED	26.9	50.8	87.5	36.7
	ACHIEVED	18	32	56	
	WROTE	67	63	64	
MHLABI C H SCHOOL - 4241018	% ACHIEVED	72.2	76.9	49.2	-27.7
	ACHIEVED	39	50	31	
	WROTE	54	65	63	
MHLAMBISO HIGH SCHOOL - 4311060	% ACHIEVED	33.3	64.5	59.1	-5.4
	ACHIEVED	9	20	13	
	WROTE	27	31	22	
MHLANGANISWENI COMM&TECH S S S - 4281028	% ACHIEVED	9.3	20.4	42.9	22.4
	ACHIEVED	9	10	18	
	WROTE	97	49	42	
MHLONTLO SENIOR SECONDARY SCHOOL - 4271028	% ACHIEVED	35.2	42.0	42.0	0.0
	ACHIEVED	25	21	21	
	WROTE	71	50	50	
MICHAUSDAL SECONDARY SCHOOL - 4331041	% ACHIEVED	76.5	68.4	74.6	6.2
	ACHIEVED	65	52	44	
	WROTE	85	76	59	
MIDA SCHOOL - 4302050	% ACHIEVED	78.3		78.7	
	ACHIEVED	108		100	
	WROTE	138		127	

CENTRE PERFORMANCE		Year			Difference 2018 - 2017
Centre	Values	'2016	'2017	'2018	
MIDDELBURG HIGH SCHOOL - 4331042	% ACHIEVED	100.0	93.8	93.8	0.0
	ACHIEVED	35	30	30	
	WROTE	35	32	32	
MIDDELLAND SECONDARY SCHOOL - 4331043	% ACHIEVED	78.4	73.2	72.3	-0.9
	ACHIEVED	69	82	60	
	WROTE	88	112	83	
MIDDLE ZOLO SENIOR SECONDARY SCHOOL - 4261034	% ACHIEVED	0.0	71.4	66.7	-4.8
	ACHIEVED	0	5	2	
	WROTE	8	7	3	
MILTON DALASILE S S S - 4291049	% ACHIEVED	37.3	37.5	37.0	-0.5
	ACHIEVED	19	21	20	
	WROTE	51	56	54	
MILTON MBEKELA S S S - 4291050	% ACHIEVED	62.7	44.3	56.4	12.1
	ACHIEVED	121	97	106	
	WROTE	193	219	188	
MIZAMO SENIOR SECONDARY SCHOOL - 4321058	% ACHIEVED	62.5	50.5	68.1	17.5
	ACHIEVED	55	46	81	
	WROTE	88	91	119	
MKAPUSI SENIOR SECONDARY SCHOOL - 4331044	% ACHIEVED	4.5	23.1	42.1	19.0
	ACHIEVED	1	6	8	
	WROTE	22	26	19	
MNCEBA SENIOR SECONDARY SCHOOL - 4251033	% ACHIEVED	68.7	68.0	62.6	-5.3
	ACHIEVED	182	176	134	
	WROTE	265	259	214	
MNUKWA SENIOR SECONDARY SCHOOL - 4251034	% ACHIEVED	51.4	36.7	88.2	51.6
	ACHIEVED	19	11	30	
	WROTE	37	30	34	
MOIKETSI GRAVES SENIOR SECONDARY SCH - 4251035	% ACHIEVED	35.4	85.4	70.2	-15.2
	ACHIEVED	46	35	33	
	WROTE	130	41	47	
MOKHESENG SENIOR SECONDARY SCHOOL - 4251036	% ACHIEVED	45.8	72.7	91.7	18.9
	ACHIEVED	22	24	33	
	WROTE	48	33	36	
MOLLY BLACKBURN S S S - 4341052	% ACHIEVED	54.4	64.8	58.5	-6.4
	ACHIEVED	117	107	69	
	WROTE	215	165	118	
MOLTENO HIGH SCHOOL - 4331045	% ACHIEVED	64.7	25.0	85.7	60.7
	ACHIEVED	11	4	12	
	WROTE	17	16	14	
MORNING STAR EDUCATION CENTRE - 4292051	% ACHIEVED	62.7		80.0	
	ACHIEVED	37		28	
	WROTE	59		35	
MORNINGSIDE HIGH SCHOOL - 4341053	% ACHIEVED	61.0	69.4	56.5	-12.9
	ACHIEVED	50	68	52	
	WROTE	82	98	92	
MOSA SIBI SENIOR SECONDARY SCHOOL - 4251037	% ACHIEVED	87.4	86.3	78.6	-7.7
	ACHIEVED	76	63	55	
	WROTE	87	73	70	
MOSES MABHIDA SENIOR SECONDARY SCHOO - 4321059	% ACHIEVED	90.9	38.2	80.0	41.8
	ACHIEVED	20	13	16	
	WROTE	22	34	20	
MOSES MADIBA SENIOR SECONDARY SCHOOL - 4351029	% ACHIEVED	28.3	33.3	17.6	-15.7
	ACHIEVED	15	13	6	
	WROTE	53	39	34	

CENTRE PERFORMANCE		Year			Difference 2018 - 2017
Centre	Values	'2016	'2017	'2018	
MOSHESH SENIOR SECONDARY SCHOOL - 4251038	% ACHIEVED	29.7	41.2	72.0	30.8
	ACHIEVED	11	7	18	
	WROTE	37	17	25	
MOTHERWELL HIGH SCHOOL - 4341054	% ACHIEVED	52.3	70.2	81.5	11.3
	ACHIEVED	81	73	75	
	WROTE	155	104	92	
MOTHIBISI PUBLIC SCHOOL - 4251039	% ACHIEVED	9.4	60.0	11.5	-48.5
	ACHIEVED	5	12	3	
	WROTE	53	20	26	
MOUNT ARTHUR SENIOR SECONDARY SCHOOL - 4331046	% ACHIEVED	61.8	63.0	86.7	23.7
	ACHIEVED	76	58	72	
	WROTE	123	92	83	
MOUNT AYLIFF SENIOR SECONDARY SCHOOL - 4251040	% ACHIEVED	67.4	75.0	95.1	20.1
	ACHIEVED	118	126	116	
	WROTE	175	168	122	
MOUNT FRERE COMMUNITY - 4252041	% ACHIEVED	78.6	100.0	100.0	0.0
	ACHIEVED	11	4	16	
	WROTE	14	4	16	
MOUNT FRERE SENIOR SECONDARY SCHOOL - 4251042	% ACHIEVED	74.3	77.5	60.0	-17.5
	ACHIEVED	156	93	66	
	WROTE	210	120	110	
MOUNT HARGREAVES SENIOR SECONDARY SC - 4251043	% ACHIEVED	75.4	72.7	79.3	6.6
	ACHIEVED	52	40	23	
	WROTE	69	55	29	
MPAMBANI MZIMBA HIGH SCHOOL - 4311061	% ACHIEVED	55.1	73.9	40.0	-33.9
	ACHIEVED	27	17	16	
	WROTE	49	23	40	
MPEKO SENIOR SECONDARY SCHOOL - 4291052	% ACHIEVED	40.1	60.3	46.0	-14.3
	ACHIEVED	55	41	29	
	WROTE	137	68	63	
MPENI SENIOR SECONDARY SCHOOL - 4241019	% ACHIEVED	27.4	16.7	55.6	38.9
	ACHIEVED	17	12	10	
	WROTE	62	72	18	
MPHATLALATSANE SENIOR SECONDARY SCHO - 4251044	% ACHIEVED	42.9	50.0	78.6	28.6
	ACHIEVED	15	16	22	
	WROTE	35	32	28	
MPINDWENI SENIOR SECONDARY SCHOOL - 4291053	% ACHIEVED	78.4	84.2	83.6	-0.6
	ACHIEVED	58	48	56	
	WROTE	74	57	67	
MPINGANA SENIOR SECONDARY SCHOOL - 4281029	% ACHIEVED	47.1	81.0	97.4	16.5
	ACHIEVED	24	17	38	
	WROTE	51	21	39	
MPONDOMBINI SENIOR SECONDARY SCHOOL - 4241020	% ACHIEVED	84.9	87.4	93.3	5.9
	ACHIEVED	141	132	97	
	WROTE	166	151	104	
MPOZOLO SENIOR SECONDARY SCHOOL - 4301051	% ACHIEVED	47.5	50.0	59.4	9.4
	ACHIEVED	19	7	19	
	WROTE	40	14	32	
MPUMELELO SENIOR SECONDARY SCHOOL - 4321060	% ACHIEVED	45.8	58.1	60.0	1.9
	ACHIEVED	27	25	18	
	WROTE	59	43	30	
MQIKELA SENIOR SECONDARY SCHOOL - 4281030	% ACHIEVED	29.6	64.0	76.1	12.1
	ACHIEVED	119	55	124	
	WROTE	402	86	163	



CENTRE PERFORMANCE		Year			Difference 2018 - 2017
Centre	Values	'2016	'2017	'2018	
MSOBOMVU SENIOR SECONDARY SCHOOL - 4301052	% ACHIEVED	65.7	85.1	83.9	-1.2
	ACHIEVED	136	63	47	
	WROTE	207	74	56	
MT HOREB SENIOR SECONDARY SCHOOL - 4251045	% ACHIEVED	8.9	50.0	43.5	-6.5
	ACHIEVED	4	11	27	
	WROTE	45	22	62	
MT WHITE SENIOR SECONDARY SCHOOL - 4251046	% ACHIEVED	20.0	17.3	47.4	30.1
	ACHIEVED	15	14	27	
	WROTE	75	81	57	
MTAWELANGA SENIOR SECONDARY SCHOOL - 4301053	% ACHIEVED	27.3	31.9	62.7	30.8
	ACHIEVED	21	29	52	
	WROTE	77	91	83	
MTEBELE SENIOR SECONDARY SCHOOL - 4301054	% ACHIEVED	41.8	31.5	67.8	36.3
	ACHIEVED	46	23	40	
	WROTE	110	73	59	
MTENGWANE SENIOR SECONDARY SCHOOL - 4291054	% ACHIEVED	64.2	57.4	60.0	2.6
	ACHIEVED	52	35	39	
	WROTE	81	61	65	
MTETUVUMILE SENIOR SECONDARY SCHOOL - 4261035	% ACHIEVED	21.8	45.3	76.5	31.1
	ACHIEVED	24	34	26	
	WROTE	110	75	34	
MTHATHA COLLEGE OF MATHS SCIENCE & C - 4292055	% ACHIEVED	93.2	83.0	76.3	-6.7
	ACHIEVED	41	44	45	
	WROTE	44	53	59	
MTHWAKU SENIOR SECONDARY SCHOOL - 4311062	% ACHIEVED	64.9	46.9	23.5	-23.3
	ACHIEVED	24	15	8	
	WROTE	37	32	34	
MTIRARA SENIOR SECONDARY SCHOOL - 4331047	% ACHIEVED	60.0	54.9	47.1	-7.9
	ACHIEVED	63	39	40	
	WROTE	105	71	85	
MTWENI SENIOR SECONDARY SCHOOL - 4281031	% ACHIEVED	44.8	76.2	24.3	-51.9
	ACHIEVED	64	138	37	
	WROTE	143	181	152	
MUIR COLLEGE BOYS HIGH SCHOOL - 4341055	% ACHIEVED	97.7	98.8	92.9	-5.9
	ACHIEVED	84	82	52	
	WROTE	86	83	56	
MVENYANE SENIOR SECONDARY SCHOOL - 4251047	% ACHIEVED	88.5	67.5	69.2	1.6
	ACHIEVED	108	102	119	
	WROTE	122	151	172	
MXHUME SENIOR SECONDARY SCHOOL - 4281071	% ACHIEVED			84.2	
	ACHIEVED			48	
	WROTE			57	
MZAMBA COMPREHENSIVE HIGH SCHOOL - 4241021	% ACHIEVED	69.3	69.8	75.3	5.5
	ACHIEVED	131	81	67	
	WROTE	189	116	89	
MZAMO SENIOR SECONDARY SCHOOL - 4331048	% ACHIEVED	79.2	68.2	56.0	-12.2
	ACHIEVED	19	15	14	
	WROTE	24	22	25	
MZAMOMHLE HIGH SCHOOL - 4331049	% ACHIEVED	44.4	80.0	62.5	-17.5
	ACHIEVED	4	12	5	
	WROTE	9	15	8	
MZAMOWETHU PUBLIC SCHOOL - 4321062	% ACHIEVED	45.0	96.3	100.0	3.7
	ACHIEVED	27	26	33	
	WROTE	60	27	33	



CENTRE PERFORMANCE		Year			Difference 2018 - 2017
Centre	Values	'2016	'2017	'2018	
MZIKAYISE DALASILE SECONDARY SCHOOL - 4261037	% ACHIEVED	42.0	74.3	62.1	-12.2
	ACHIEVED	55	75	54	
	WROTE	131	101	87	
MZIMVUBU SENIOR SECONDARY SCHOOL - 4261038	% ACHIEVED	17.0	53.3	44.4	-8.9
	ACHIEVED	8	16	8	
	WROTE	47	30	18	
MZOKHANYO HIGH SCHOOL - 4321063	% ACHIEVED	40.0	33.0	84.4	51.4
	ACHIEVED	44	30	27	
	WROTE	110	91	32	
MZOMHLE SENIOR SECONDARY - 4271029	% ACHIEVED	51.7	40.0	40.9	0.9
	ACHIEVED	31	16	18	
	WROTE	60	40	44	
MZOMHLE SENIOR SECONDARY SCHOOL - 4321064	% ACHIEVED	44.1	38.2	72.1	33.9
	ACHIEVED	60	29	31	
	WROTE	136	76	43	
MZOMTSHA HIGH SCHOOL - 4311064	% ACHIEVED	31.8	63.6	57.1	-6.5
	ACHIEVED	7	21	20	
	WROTE	22	33	35	
MZONTSUNDU SENIOR SECONDARY SCHOOL - 4311065	% ACHIEVED	59.4	77.8	75.5	-2.3
	ACHIEVED	19	28	37	
	WROTE	32	36	49	
MZONTSUNDU SENIOR SECONDARY SCHOOL - 4341056	% ACHIEVED	37.6	55.6	62.5	6.9
	ACHIEVED	59	45	35	
	WROTE	157	81	56	
MZUXOLILE HIGH SCHOOL - 4311066	% ACHIEVED	34.9	12.5	33.3	20.8
	ACHIEVED	15	3	4	
	WROTE	43	24	12	
MZWINI SENIOR SECONDARY SCHOOL - 4321065	% ACHIEVED	60.0	20.5	28.0	7.5
	ACHIEVED	9	8	7	
	WROTE	15	39	25	
N MOTMAN PUBLIC SCHOOL - 4331050	% ACHIEVED	56.6	69.7	62.0	-7.7
	ACHIEVED	47	69	57	
	WROTE	83	99	92	
NAKAZANA SENIOR SECONDARY SCHOOL - 4301055	% ACHIEVED		42.9	61.9	19.0
	ACHIEVED		15	26	
	WROTE		35	42	
NANGAMSO SENIOR SECONDARY SCHOOL - 4311067	% ACHIEVED	65.4	75.0	51.6	-23.4
	ACHIEVED	17	15	16	
	WROTE	26	20	31	
NASRUDDIN ISLAMIC HIGH SCHOOL - 4342057	% ACHIEVED	100.0	77.3	100.0	22.7
	ACHIEVED	27	17	29	
	WROTE	27	22	29	
NATHANIEL NYALUZA SECONDARY SCHOOL - 4351030	% ACHIEVED	47.8	45.3	25.0	-20.3
	ACHIEVED	32	24	14	
	WROTE	67	53	56	
NATHANIEL PAMLA HIGH SCHOOL - 4311068	% ACHIEVED	59.2	66.0	62.4	-3.6
	ACHIEVED	100	95	83	
	WROTE	169	144	133	
NCEDISIZWE SENIOR SECONDARY SCHOOL - 4301056	% ACHIEVED	37.4	57.8	47.7	-10.1
	ACHIEVED	37	26	21	
	WROTE	99	45	44	
NCEDO SENIOR SECONDARY SCHOOL - 4341058	% ACHIEVED	39.6	51.9	71.4	19.6
	ACHIEVED	44	42	45	
	WROTE	111	81	63	

CENTRE PERFORMANCE		Year			Difference 2018 - 2017
Centre	Values	'2016	'2017	'2018	
NCEDOLWETHU SENIOR SECONDARY SCHOOL - 4311069	% ACHIEVED	42.4	50.0	68.6	18.6
	ACHIEVED	28	13	24	
	WROTE	66	26	35	
NCUNCUZO SENIOR SECONDARY SCHOOL - 4261039	% ACHIEVED	78.3	66.7	71.8	5.1
	ACHIEVED	65	26	94	
	WROTE	83	39	131	
NDABANKULU SENIOR SECONDARY SCHOOL - 4301057	% ACHIEVED	70.1	74.1	68.5	-5.6
	ACHIEVED	129	120	100	
	WROTE	184	162	146	
NDALISO SENIOR SECONDARY SCHOOL - 4281032	% ACHIEVED	55.2	67.8	52.4	-15.4
	ACHIEVED	128	122	110	
	WROTE	232	180	210	
NDAMASE SENIOR SECONDARY SCHOOL - 4281033	% ACHIEVED	76.2	75.3	83.1	7.8
	ACHIEVED	298	223	197	
	WROTE	391	296	237	
NDEMA SENIOR SECONDARY SCHOOL - 4321124	% ACHIEVED	32.1	78.6	33.3	-45.2
	ACHIEVED	9	11	9	
	WROTE	28	14	27	
NDLOVUKAZI HIGH SCHOOL - 4331051	% ACHIEVED	86.2	78.0	88.6	10.6
	ACHIEVED	81	96	109	
	WROTE	94	123	123	
NDYEBO NTSALUBA SENIOR SECONDARY SCH - 4261040	% ACHIEVED	86.3	85.7	81.7	-4.0
	ACHIEVED	63	66	58	
	WROTE	73	77	71	
NDYEBO SENIOR SECONDARY SCHOOL - 4341059	% ACHIEVED	53.9	52.9	68.3	15.4
	ACHIEVED	69	54	56	
	WROTE	128	102	82	
NDZONDELELO HIGH SCHOOL - 4341060	% ACHIEVED	74.3	61.0	73.2	12.2
	ACHIEVED	171	125	82	
	WROTE	230	205	112	
NEWELL PUBLIC SECONDARY SCHOOL - 4341061	% ACHIEVED	37.9	60.4	53.2	-7.2
	ACHIEVED	33	29	25	
	WROTE	87	48	47	
NEWTON HIGH SCHOOL - 4311070	% ACHIEVED		20.0	3.8	-16.2
	ACHIEVED		3	2	
	WROTE		15	52	
NEWTON T H S - 4341062	% ACHIEVED	77.5	78.1	69.6	-8.5
	ACHIEVED	107	107	78	
	WROTE	138	137	112	
NGALONKULU SENIOR SECONDARY SCHOOL - 4241022	% ACHIEVED	24.1	32.4	36.8	4.4
	ACHIEVED	28	23	28	
	WROTE	116	71	76	
NGANGELIZWE SENIOR SECONDARY SCHOOL - 4291056	% ACHIEVED	88.3	88.1	97.2	9.1
	ACHIEVED	91	89	70	
	WROTE	103	101	72	
NGANGELIZWE SENIOR SECONDARY SCHOOL - 4311071	% ACHIEVED	37.5	46.7	66.7	20.0
	ACHIEVED	6	7	6	
	WROTE	16	15	9	
NGANGOLWANDLE SENIOR SECONDARY SCHOOL - 430105	% ACHIEVED	28.3	24.1	64.5	40.3
	ACHIEVED	200	161	98	
	WROTE	707	667	152	
NGCINGWANE TECH S S S - 4301059	% ACHIEVED	26.7	54.8	87.3	32.4
	ACHIEVED	55	34	48	
	WROTE	206	62	55	

CENTRE PERFORMANCE		Year			Difference 2018 - 2017
Centre	Values	'2016	'2017	'2018	
NGOBOZANA SECONDARY SCHOOL - 4281074	% ACHIEVED			50.5	
	ACHIEVED			54	
	WROTE			107	
NGQELENI SENIOR SECONDARY SCHOOL - 4281034	% ACHIEVED	23.8	39.4	35.2	-4.2
	ACHIEVED	31	41	19	
	WROTE	130	104	54	
NGQWALA SENIOR SECONDARY SCHOOL - 4291104	% ACHIEVED			25.6	
	ACHIEVED			11	
	WROTE			43	
NGUBENGCUKA SENIOR SECONDARY SCHOOL - 4331052	% ACHIEVED	44.4	57.1	50.0	-7.1
	ACHIEVED	8	12	7	
	WROTE	18	21	14	
NGUBESIZWE SENIOR SECONDARY SCHOOL - 4261041	% ACHIEVED	50.0		86.2	
	ACHIEVED	34		56	
	WROTE	68		65	
NGUBESIZWE SENIOR SECONDARY SCHOOL - 4291057	% ACHIEVED	83.9	87.9	78.8	-9.0
	ACHIEVED	26	29	41	
	WROTE	31	33	52	
NGUBESIZWE SENIOR SECONDARY SCHOOL - 4301060	% ACHIEVED	44.8	53.8	27.3	-26.6
	ACHIEVED	13	7	3	
	WROTE	29	13	11	
NGUBEZULU SENIOR SECONDARY SCHOOL - 4281035	% ACHIEVED	46.7	87.5	95.2	7.7
	ACHIEVED	86	70	79	
	WROTE	184	80	83	
NGWAYIBANJWA SENIOR SECONDARY SCHOOL - 4291058	% ACHIEVED	71.5	48.7	54.6	5.9
	ACHIEVED	93	96	83	
	WROTE	130	197	152	
NGWEKAZI SENIOR SECONDARY SCHOOL - 4251048	% ACHIEVED	61.9	77.3	60.0	-17.3
	ACHIEVED	26	34	30	
	WROTE	42	44	50	
NGWENYATHI HIGH SCHOOL - 4321066	% ACHIEVED	67.9	87.0	83.3	-3.7
	ACHIEVED	55	67	55	
	WROTE	81	77	66	
NGWENZE SENIOR SECONDARY SCHOOL - 4301061	% ACHIEVED	61.5	62.5	71.2	8.7
	ACHIEVED	104	80	99	
	WROTE	169	128	139	
NJONGOZABANTU S S S - 4311072	% ACHIEVED	76.0	80.0	77.8	-2.2
	ACHIEVED	19	12	7	
	WROTE	25	15	9	
NKULULEKO SENIOR SCONDARY SCHOOL - 4341063	% ACHIEVED	75.6	65.6	53.0	-12.6
	ACHIEVED	34	40	53	
	WROTE	45	61	100	
NKULULEKO SENIOR SECONDARY SCHOOL - 4271030	% ACHIEVED	54.1	66.7	73.7	7.0
	ACHIEVED	33	12	14	
	WROTE	61	18	19	
NKWANCA HIGH SCHOOL - 4331053	% ACHIEVED	68.8	67.9	79.3	11.4
	ACHIEVED	119	91	92	
	WROTE	173	134	116	
NOBANGILE SENIOR SECONDARY SCHOOL - 4301062	% ACHIEVED	60.3	71.3	94.7	23.5
	ACHIEVED	44	62	90	
	WROTE	73	87	95	
NOGEMANE SENIOR SECONDARY SCHOOL - 4281036	% ACHIEVED	11.5	24.3	87.0	62.6
	ACHIEVED	24	44	40	
	WROTE	208	181	46	

CENTRE PERFORMANCE		Year			Difference 2018 - 2017
Centre	Values	'2016	'2017	'2018	
<b>NOLITHA COMPREHENSIVE TECHNICAL SCHO - 4301063</b>	% ACHIEVED	49.2	65.2	70.8	5.6
	ACHIEVED	29	45	63	
	WROTE	59	69	89	
<b>NOMAGQWATHEKANA COMP TECH HIGH SCHOOL - 4241023</b>	% ACHIEVED	41.7	67.0	83.1	16.1
	ACHIEVED	73	67	49	
	WROTE	175	100	59	
<b>NOMAHEYA SENIOR SECONDARY SCHOOL - 4301064</b>	% ACHIEVED	35.0	39.4	69.7	30.3
	ACHIEVED	43	41	53	
	WROTE	123	104	76	
<b>NOMBULELO SECONDARY SCHOOL - 4351031</b>	% ACHIEVED	57.0	82.0	79.5	-2.5
	ACHIEVED	45	41	101	
	WROTE	79	50	127	
<b>NOMPENDULO HIGH SCHOOL - 4321067</b>	% ACHIEVED	50.0	50.0	83.3	33.3
	ACHIEVED	19	11	15	
	WROTE	38	22	18	
<b>NOMPUCUKO COMBINED SCHOOL - 4351032</b>	% ACHIEVED	56.0	6.9	22.2	15.3
	ACHIEVED	14	2	4	
	WROTE	25	29	18	
<b>NOMPUMELELO HIGH SCHOOL - 4331054</b>	% ACHIEVED	71.0	69.0	34.5	-34.5
	ACHIEVED	49	49	30	
	WROTE	69	71	87	
<b>NOMPUMELELO SENIOR SECONDARY SCHOOL - 4271031</b>	% ACHIEVED	29.0	42.4	37.5	-4.9
	ACHIEVED	9	14	6	
	WROTE	31	33	16	
<b>NOMZAMO SECONDARY SCHOOL - 4351033</b>	% ACHIEVED	92.3	75.0	80.5	5.5
	ACHIEVED	48	12	33	
	WROTE	52	16	41	
<b>NONCEBA SENIOR SECONDARY SCHOOL - 4321068</b>	% ACHIEVED	44.3	50.0	23.5	-26.5
	ACHIEVED	35	8	4	
	WROTE	79	16	17	
<b>NONCEDO COMBINED SCHOOL - 4321069</b>	% ACHIEVED	70.8	66.7	70.6	3.9
	ACHIEVED	17	18	12	
	WROTE	24	27	17	
<b>NONDWE SENIOR SECONDARY SCHOOL - 4301065</b>	% ACHIEVED	34.1	58.3	76.5	18.1
	ACHIEVED	14	21	26	
	WROTE	41	36	34	
<b>NONGEKE SENIOR SECONDARY SCHOOL - 4241024</b>	% ACHIEVED	48.0	46.0	43.6	-2.4
	ACHIEVED	123	87	102	
	WROTE	256	189	234	
<b>NONKQUBELA SENIOR SECONDARY SCHOOL - 4331055</b>	% ACHIEVED	13.5	12.5	33.3	20.8
	ACHIEVED	5	3	4	
	WROTE	37	24	12	
<b>NONKULULEKO SENIOR SECONDARY SCHOOL - 4331056</b>	% ACHIEVED	5.3	6.7	45.5	38.8
	ACHIEVED	1	1	5	
	WROTE	19	15	11	
<b>NORTHERN LIGHTS SCHOOL - 4343064</b>	% ACHIEVED	87.5	43.8	87.5	43.8
	ACHIEVED	7	7	7	
	WROTE	8	16	8	
<b>NOSIMO TECHNICAL HIGH SCHOOL - 4261042</b>	% ACHIEVED	31.1	28.9	54.5	25.7
	ACHIEVED	14	13	12	
	WROTE	45	45	22	
<b>NOSIZWE HIGH SCHOOL - 4321070</b>	% ACHIEVED	41.9	71.4	38.8	-32.7
	ACHIEVED	26	25	19	
	WROTE	62	35	49	

CENTRE PERFORMANCE		Year			Difference 2018 - 2017
Centre	Values	'2016	'2017	'2018	
NOWAWE HIGH SCHOOL - 4321071	% ACHIEVED	39.3	21.3	65.8	44.5
	ACHIEVED	24	10	25	
	WROTE	61	47	38	
NOZALISILE SENIOR SECONDARY SCHOOL - 4311074	% ACHIEVED	61.1	77.1	54.8	-22.3
	ACHIEVED	11	27	17	
	WROTE	18	35	31	
NOZUKO SENIOR SECONDARY SCHOOL - 4291059	% ACHIEVED	80.3	86.4	86.0	-0.4
	ACHIEVED	110	89	92	
	WROTE	137	103	107	
NQABARA SENIOR SECONDARY SCHOOL - 4301067	% ACHIEVED	56.8	55.1	63.6	8.6
	ACHIEVED	121	136	28	
	WROTE	213	247	44	
NQABISILE SENIOR SECONDARY SCHOOL - 4301068	% ACHIEVED	16.7	27.0	47.3	20.2
	ACHIEVED	3	10	26	
	WROTE	18	37	55	
NQWEBA SENIOR SECONDARY SCHOOL - 4351034	% ACHIEVED	68.4	92.6	92.6	0.0
	ACHIEVED	52	25	50	
	WROTE	76	27	54	
NQWILISO SENIOR SECONDARY SCHOOL - 4291060	% ACHIEVED	50.0	82.7	44.3	-38.4
	ACHIEVED	66	43	43	
	WROTE	132	52	97	
NTABANKULU SENIOR SECONDARY SCHOOL - 4251049	% ACHIEVED	56.6	67.9	87.8	20.0
	ACHIEVED	69	76	65	
	WROTE	122	112	74	
NTABENKONYANA S S S - 4311075	% ACHIEVED	53.9	35.7	44.3	8.5
	ACHIEVED	83	50	27	
	WROTE	154	140	61	
NTABEZULU SENIOR SECONDARY SCHOOL - 4241025	% ACHIEVED	57.1	81.0	65.8	-15.2
	ACHIEVED	116	85	125	
	WROTE	203	105	190	
NTAFUFU SENIOR SECONDARY SCHOOL - 4281037	% ACHIEVED	75.2	90.2	100.0	9.8
	ACHIEVED	121	110	64	
	WROTE	161	122	64	
NTLALO SENIOR SECONDARY SCHOOL - 4271032	% ACHIEVED	100.0	100.0	95.0	-5.0
	ACHIEVED	11	16	19	
	WROTE	11	16	20	
NTSHILINI SENIOR SECONDARY SCHOOL - 4281038	% ACHIEVED	60.2	76.9	89.2	12.3
	ACHIEVED	74	80	91	
	WROTE	123	104	102	
NTSIKA SENIOR SECONDARY SCHOOL - 4351035	% ACHIEVED	87.1	85.3	84.9	-0.4
	ACHIEVED	61	64	79	
	WROTE	70	75	93	
NTSIKAYEZWWE HIGH SCHOOL - 4251050	% ACHIEVED	34.4	50.0	66.7	16.7
	ACHIEVED	53	55	38	
	WROTE	154	110	57	
NTSIZWA SENIOR SECONDARY SCHOOL - 4251051	% ACHIEVED	14.6	22.0	80.0	58.0
	ACHIEVED	7	13	20	
	WROTE	48	59	25	
NTSOKOTHA SENIOR SECONDARY SCHOOL - 4321072	% ACHIEVED	45.2	73.3	67.2	-6.1
	ACHIEVED	33	44	39	
	WROTE	73	60	58	
NTSOKOTHA SENIOR SECONDARY SCHOOL - 4331057	% ACHIEVED	56.9	87.0	89.9	2.9
	ACHIEVED	103	134	125	
	WROTE	181	154	139	

CENTRE PERFORMANCE		Year			Difference 2018 - 2017
Centre	Values	'2016	'2017	'2018	
NTUKAYI SENIOR SECONDARY SCHOOL - 4241026	% ACHIEVED	63.0	39.7	43.6	3.9
	ACHIEVED	63	95	65	
	WROTE	100	239	149	
NTUNJA SENIOR SECONDARY SCHOOL - 4331061	% ACHIEVED	48.4	23.3	39.1	15.8
	ACHIEVED	31	7	9	
	WROTE	64	30	23	
NYAMEKO HIGH SCHOOL - 4321073	% ACHIEVED	83.2	81.6	82.4	0.7
	ACHIEVED	89	71	70	
	WROTE	107	87	85	
NYANGA SENIOR SECONDARY SCHOOL - 4261043	% ACHIEVED	78.5	82.5	90.3	7.8
	ACHIEVED	146	160	139	
	WROTE	186	194	154	
NYANGILIZWE SENIOR SECONDARY SCHOOL - 4281039	% ACHIEVED	48.1	49.5	80.2	30.7
	ACHIEVED	77	96	69	
	WROTE	160	194	86	
NYANISO SENIOR SECONDARY SCHOOL - 4251052	% ACHIEVED	89.8	79.2	86.2	7.0
	ACHIEVED	44	19	25	
	WROTE	49	24	29	
NYATHELA SENIOR SECONDARY SCHOOL - 4271033	% ACHIEVED	50.0	50.0	50.8	0.8
	ACHIEVED	28	27	31	
	WROTE	56	54	61	
NZIMANKULU SENIOR SECONDARY SCHOOL - 4331059	% ACHIEVED	52.4	68.4	60.3	-8.0
	ACHIEVED	75	54	76	
	WROTE	143	79	126	
NZULULWAZI HIGH SCHOOL - 4311077	% ACHIEVED	63.6	45.6	50.6	5.1
	ACHIEVED	35	36	40	
	WROTE	55	79	79	
NZULULWAZI SENIOR SECONDARY SCHOOL - 4251053	% ACHIEVED	63.2	50.5	33.3	-17.2
	ACHIEVED	74	49	33	
	WROTE	117	97	99	
OLIVER TAMBO TECH SCHOOL - 4241027	% ACHIEVED	50.0	45.9	48.5	2.6
	ACHIEVED	52	28	50	
	WROTE	104	61	103	
OLIVET PRIVATE SCHOOL - 4332062	% ACHIEVED	66.7	75.0	88.9	13.9
	ACHIEVED	10	3	8	
	WROTE	15	4	9	
OSBORN SENIOR SECONDARY SCHOOL - 4251054	% ACHIEVED	67.2	94.3	91.2	-3.2
	ACHIEVED	80	200	310	
	WROTE	119	212	340	
PAKAMANI SENIOR SECONDARY SCHOOL - 4261044	% ACHIEVED	63.2	58.8	55.0	-3.8
	ACHIEVED	12	10	11	
	WROTE	19	17	20	
PAKAMANI SENIOR SECONDARY SCHOOL - 4261045	% ACHIEVED	72.8	65.9	79.0	13.2
	ACHIEVED	182	135	132	
	WROTE	250	205	167	
PAKAMANI SENIOR SECONDARY SCHOOL - 4301069	% ACHIEVED	79.6	85.1	84.5	-0.6
	ACHIEVED	133	97	98	
	WROTE	167	114	116	
PALMERTON HIGH SCHOOL - 4281040	% ACHIEVED	78.5	76.8	77.3	0.4
	ACHIEVED	150	136	102	
	WROTE	191	177	132	
PANGELELE SENIOR SECONDARY SCHOOL - 4281041	% ACHIEVED	36.6	45.5	75.4	30.0
	ACHIEVED	79	75	132	
	WROTE	216	165	175	



CENTRE PERFORMANCE		Year			Difference 2018 - 2017
Centre	Values	'2016	'2017	'2018	
PATENSIE SECONDARY SCHOOL - 4351036	% ACHIEVED	43.8	68.8	29.4	-39.3
	ACHIEVED	7	11	10	
	WROTE	16	16	34	
PATERSON HIGH SCHOOL - 4341065	% ACHIEVED	86.7	75.2	76.9	1.7
	ACHIEVED	104	79	60	
	WROTE	120	105	78	
PAUL SAUER HIGH SCHOOL - 4351037	% ACHIEVED	100.0	96.3	97.5	1.2
	ACHIEVED	34	26	39	
	WROTE	34	27	40	
PEARSON HIGH SCHOOL - 4341066	% ACHIEVED	100.0	99.5	99.6	0.0
	ACHIEVED	213	205	222	
	WROTE	213	206	223	
PEARSTON SENIOR SECONDARY SCHOOL - 4351038	% ACHIEVED	30.8	17.6	41.4	23.7
	ACHIEVED	8	6	12	
	WROTE	26	34	29	
PHAKAMA HOFMEYR HIGH SCHOOL - 4331063	% ACHIEVED		55.2	51.9	-3.3
	ACHIEVED		16	14	
	WROTE		29	27	
PHAKAMANI SENIOR SECONDARY SCHOOL - 4331064	% ACHIEVED	69.6	66.7	63.2	-3.5
	ACHIEVED	16	18	12	
	WROTE	23	27	19	
PHAKAMISA SENIOR SECONDARY SCHOOL - 4341067	% ACHIEVED	31.6	23.7	42.6	18.9
	ACHIEVED	42	27	20	
	WROTE	133	114	47	
PHAMBILI MZONTSUNDU SENIOR SECONDARY - 4271034	% ACHIEVED	81.8	57.6	74.2	16.6
	ACHIEVED	27	19	23	
	WROTE	33	33	31	
PHAMBILI SENIOR SECONDARY SCHOOL - 4281042	% ACHIEVED	21.3	66.3	88.7	22.4
	ACHIEVED	48	55	55	
	WROTE	225	83	62	
PHANDULWAZI AGRICULTURAL HIGH SCHOOL - 4311078	% ACHIEVED	90.9	70.8	63.2	-7.5
	ACHIEVED	70	46	43	
	WROTE	77	65	68	
PHAPHANI SENIOR SECONDARY SCHOOL - 4341068	% ACHIEVED	54.2	69.7	38.9	-30.8
	ACHIEVED	45	23	28	
	WROTE	83	33	72	
PHILEMON NGCELWANE HIGH SCHOOL - 4321074	% ACHIEVED	65.4	74.1	64.1	-10.1
	ACHIEVED	89	86	66	
	WROTE	136	116	103	
PHILLIP MTYWAKU SEN SEC SCHOOL - 4321075	% ACHIEVED	40.4	96.8	56.5	-40.3
	ACHIEVED	23	30	26	
	WROTE	57	31	46	
PHUMELELE COMMERCIAL & TECHNICAL SCH - 4251055	% ACHIEVED	23.5	47.4	20.8	-26.5
	ACHIEVED	12	9	5	
	WROTE	51	19	24	
PONDOLWENDLOVU SENIOR SECONDARY SCH - 4281043	% ACHIEVED	51.4	81.4	73.3	-8.1
	ACHIEVED	55	57	77	
	WROTE	107	70	105	
PORT ALFRED HIGH SCHOOL - 4351039	% ACHIEVED	94.7	87.7	82.8	-4.9
	ACHIEVED	54	64	53	
	WROTE	57	73	64	
PORT REX TECHNICAL HIGH - 4321076	% ACHIEVED	67.9	69.9	89.1	19.2
	ACHIEVED	53	65	90	
	WROTE	78	93	101	



CENTRE PERFORMANCE		Year			Difference 2018 - 2017
Centre	Values	'2016	'2017	'2018	
PORT ST JOHNS S S S - 4281044	% ACHIEVED	72.1	72.0	63.3	-8.7
	ACHIEVED	124	85	50	
	WROTE	172	118	79	
PUMLANI SENIOR SECONDARY SCHOOL - 4331065	% ACHIEVED	58.8	65.3	93.6	28.3
	ACHIEVED	57	32	44	
	WROTE	97	49	47	
QAPHELANI SENIOR SECONDARY SCHOOL - 4341069	% ACHIEVED	51.7	39.3	42.9	3.5
	ACHIEVED	31	24	30	
	WROTE	60	61	70	
QAQAMBA SENIOR SECONDARY SCHOOL - 4321077	% ACHIEVED	60.9	84.0	92.0	8.0
	ACHIEVED	39	21	46	
	WROTE	64	25	50	
QHAMANI SENIOR SECONDARY SCHOOL - 4321078	% ACHIEVED	32.6	20.8	88.9	68.1
	ACHIEVED	14	5	8	
	WROTE	43	24	9	
QHASANA SENIOR SECONDARY SCHOOL - 4321079	% ACHIEVED	11.4	29.1	42.9	13.8
	ACHIEVED	8	16	24	
	WROTE	70	55	56	
QHAYIYA SENIOR SECONDARY SCHOOL - 4311079	% ACHIEVED	37.0	60.0	45.5	-14.5
	ACHIEVED	10	12	10	
	WROTE	27	20	22	
QHAYIYALETHU F E T - 4351040	% ACHIEVED	71.4	65.8	55.6	-10.2
	ACHIEVED	25	25	15	
	WROTE	35	38	27	
QINGQOLO S S S - 4291061	% ACHIEVED	35.7	63.3	34.1	-29.2
	ACHIEVED	5	19	15	
	WROTE	14	30	44	
QOKOLWENI SENIOR SECONDARY SCHOOL - 4291062	% ACHIEVED	72.8	77.5	79.2	1.7
	ACHIEVED	75	62	57	
	WROTE	103	80	72	
QOMBOLO SENIOR SECONDARY SCHOOL - 4301070	% ACHIEVED	58.6	87.5	73.7	-13.8
	ACHIEVED	17	14	14	
	WROTE	29	16	19	
QUEEN'S COLLEGE BOYS' HIGH SCHOOL - 4331066	% ACHIEVED	97.3	98.1	99.0	0.9
	ACHIEVED	109	102	95	
	WROTE	112	104	96	
QUEENSTOWN GIRLS HIGH SCHOOL - 4331067	% ACHIEVED	100.0	100.0	100.0	0.0
	ACHIEVED	100	101	101	
	WROTE	100	101	101	
QUMBU TECHNICAL HIGH SCHOOL - 4291063	% ACHIEVED	68.0	60.0	64.5	4.5
	ACHIEVED	66	45	40	
	WROTE	97	75	62	
QUMBU VILLAGE S S S - 4291064	% ACHIEVED	85.7	86.7	88.4	1.7
	ACHIEVED	114	130	129	
	WROTE	133	150	146	
RABULA SENIOR SECONDARY SCHOOL - 4311080	% ACHIEVED	60.0	57.1		-57.1
	ACHIEVED	9	4		
	WROTE	15	7		
RALEBITSO SENIOR SECONDARY SCHOOL - 4251056	% ACHIEVED	48.4	36.0	23.5	-12.5
	ACHIEVED	15	9	4	
	WROTE	31	25	17	
RAMAFOLE SENIOR SECONDARY SCHOOL - 4251057	% ACHIEVED	77.0	80.0	83.0	3.0
	ACHIEVED	97	116	73	
	WROTE	126	145	88	

CENTRE PERFORMANCE		Year			Difference 2018 - 2017
Centre	Values	'2016	'2017	'2018	
RAYMOND MHLABA SENIOR SECONDARY - 4331068	% ACHIEVED	72.7	69.0	59.4	-9.6
	ACHIEVED	24	20	19	
	WROTE	33	29	32	
RESHWA SENIOR SECONDARY SCHOOL - 4311081	% ACHIEVED	25.0	12.5	7.7	-4.8
	ACHIEVED	3	2	1	
	WROTE	12	16	13	
REUBEN NTULI SENIOR SECONDARY SCHOOL - 4291065	% ACHIEVED	83.9	61.8	45.2	-16.5
	ACHIEVED	26	21	19	
	WROTE	31	34	42	
REX MDEBUKA SENIOR SECONDARY SCHOOL - 4271035	% ACHIEVED	68.9	27.3	52.5	25.2
	ACHIEVED	31	12	21	
	WROTE	45	44	40	
RICHARD VARHA HIGH SCHOOL - 4321080	% ACHIEVED	76.5	88.8	95.1	6.3
	ACHIEVED	143	87	117	
	WROTE	187	98	123	
RIEBEEK COLLEGE GIRLS HIGH SCHOOL - 4341070	% ACHIEVED	100.0	100.0	100.0	0.0
	ACHIEVED	78	80	90	
	WROTE	78	80	90	
RIVERSIDE SENIOR SECONDARY SCHOOL - 4282045	% ACHIEVED	57.0	86.0	80.6	-5.5
	ACHIEVED	45	37	29	
	WROTE	79	43	36	
ROCKLANDS INTERMEDIATE SCHOOL - 4341071	% ACHIEVED	65.2	70.9	73.1	2.2
	ACHIEVED	30	39	19	
	WROTE	46	55	26	
RODE SENIOR SECONDARY SCHOOL - 4251058	% ACHIEVED	63.4	80.7	69.6	-11.2
	ACHIEVED	52	67	48	
	WROTE	82	83	69	
ROYAL ACADEMY - 4332069	% ACHIEVED	73.7	62.9	33.3	-29.6
	ACHIEVED	28	39	16	
	WROTE	38	62	48	
S E K MQHAYI HIGH SCHOOL - 4321081	% ACHIEVED	54.2	47.6	66.7	19.0
	ACHIEVED	13	10	8	
	WROTE	24	21	12	
SABATA SENIOR SECONDARY SCHOOL - 4261046	% ACHIEVED	30.0	50.0	81.3	31.3
	ACHIEVED	15	22	13	
	WROTE	50	44	16	
SADA SCHOOL OF EXCELLENCE - 4331090	% ACHIEVED	36.4	57.1	83.3	26.2
	ACHIEVED	4	8	5	
	WROTE	11	14	6	
SAKHIKAMVA HIGH SCHOOL - 4321082	% ACHIEVED	64.1	70.0	64.3	-5.7
	ACHIEVED	25	28	27	
	WROTE	39	40	42	
SAKHISIZWE HIGH SCHOOL - 4321083	% ACHIEVED	76.8	60.8	69.0	8.3
	ACHIEVED	86	79	58	
	WROTE	112	130	84	
SAKHISIZWE SENIOR SECONDARY SCHOOL - 4341072	% ACHIEVED	58.3	36.1	81.3	45.1
	ACHIEVED	28	13	13	
	WROTE	48	36	16	
SAKHULULEKA HIGH SCHOOL - 4311082	% ACHIEVED	30.4	41.0	42.0	1.1
	ACHIEVED	45	34	29	
	WROTE	148	83	69	
SAKUPHUMELELA S S S - 4311083	% ACHIEVED	46.4	25.7	42.5	16.8
	ACHIEVED	13	9	17	
	WROTE	28	35	40	

CENTRE PERFORMANCE		Year			Difference 2018 - 2017
Centre	Values	'2016	'2017	'2018	
<b>SAMKELWE SENIOR SECONDARY SCHOOL - 4351042</b>	% ACHIEVED	55.9	57.1	31.3	<b>-25.9</b>
	ACHIEVED	19	24	15	
	WROTE	34	42	48	
<b>SAMUEL NOMBEWU SENIOR SECONDARY SCHO - 4271036</b>	% ACHIEVED	100.0	91.1	92.0	0.9
	ACHIEVED	33	41	23	
	WROTE	33	45	25	
<b>SANCTOR HIGH SCHOOL - 4341073</b>	% ACHIEVED	68.2	77.5	81.7	4.2
	ACHIEVED	120	100	103	
	WROTE	176	129	126	
<b>SANDI SENIOR SECONDARY SCHOOL - 4281046</b>	% ACHIEVED	28.2	30.4	77.1	46.6
	ACHIEVED	50	66	84	
	WROTE	177	217	109	
<b>SANDISIWE HIGH SCHOOL - 4321084</b>	% ACHIEVED	88.6	79.3	87.8	8.5
	ACHIEVED	62	69	65	
	WROTE	70	87	74	
<b>SANDISULWAZI HIGH SCHOOL - 4351043</b>	% ACHIEVED	34.0	53.3	53.8	0.5
	ACHIEVED	16	8	7	
	WROTE	47	15	13	
<b>SANDY NAJEKE S S S - 4291066</b>	% ACHIEVED	35.3	80.0	64.7	<b>-15.3</b>
	ACHIEVED	6	12	11	
	WROTE	17	15	17	
<b>SANGONI SENIOR SECONDARY SCHOOL - 4281047</b>	% ACHIEVED	43.5	66.5	57.4	<b>-9.0</b>
	ACHIEVED	117	109	112	
	WROTE	269	164	195	
<b>SAPUKANDUKU SENIOR SECONDARY SCHOOL - 4251059</b>	% ACHIEVED	47.7	27.8	31.6	3.8
	ACHIEVED	42	20	12	
	WROTE	88	72	38	
<b>SEA VIEW SECONDARY SCHOOL - 4291102</b>	% ACHIEVED	21.2	41.2	58.7	17.5
	ACHIEVED	14	70	88	
	WROTE	66	170	150	
<b>SEHUSHE COMM SCHOOL - 4281048</b>	% ACHIEVED	58.5	72.5	68.8	<b>-3.7</b>
	ACHIEVED	103	66	106	
	WROTE	176	91	154	
<b>SELBORNE COLLEGE BOYS HIGH - 4321085</b>	% ACHIEVED	100.0	99.3	96.8	<b>-2.6</b>
	ACHIEVED	139	147	150	
	WROTE	139	148	155	
<b>SENYUKELE SENIOR SECONDARY SCHOOL - 4251060</b>	% ACHIEVED	79.9	64.4	98.5	34.1
	ACHIEVED	151	121	132	
	WROTE	189	188	134	
<b>SHAW PARK COMBINED SCHOOL - 4351044</b>	% ACHIEVED	13.3	26.3	57.1	30.8
	ACHIEVED	2	5	8	
	WROTE	15	19	14	
<b>SHAWBURY SENIOR SECONDARY SCHOOL - 4291067</b>	% ACHIEVED	64.0	92.3	71.9	<b>-20.4</b>
	ACHIEVED	73	72	87	
	WROTE	114	78	121	
<b>SHUKUMA SENIOR SECONDARY SCHOOL - 4241028</b>	% ACHIEVED	56.3	53.2	78.8	25.5
	ACHIEVED	94	58	63	
	WROTE	167	109	80	
<b>SIBABALE SENIOR SECONDARY SCHOOL - 4271037</b>	% ACHIEVED	69.3	52.1	46.3	<b>-5.9</b>
	ACHIEVED	52	49	37	
	WROTE	75	94	80	
<b>SIBI SENIOR SECONDARY SCHOOL - 4251061</b>	% ACHIEVED	68.4	76.7	71.7	<b>-5.0</b>
	ACHIEVED	52	33	33	
	WROTE	76	43	46	

CENTRE PERFORMANCE		Year			Difference 2018 - 2017
Centre	Values	'2016	'2017	'2018	
SIBONILE SENIOR SECONDARY SCHOOL - 4331070	% ACHIEVED	31.3	43.8	61.5	17.8
	ACHIEVED	5	7	8	
	WROTE	16	16	13	
SIBUYELE COMBINED SCHOOL - 4331071	% ACHIEVED	67.6	68.2	82.4	14.2
	ACHIEVED	23	15	28	
	WROTE	34	22	34	
SIDINANE SENIOR SECONDARY SCHOOL - 4271038	% ACHIEVED	72.5	84.4	77.7	-6.7
	ACHIEVED	158	114	136	
	WROTE	218	135	175	
SIFONONDILE SENIOR SECONDARY SCHOOL - 4261047	% ACHIEVED	68.8	31.0	21.7	-9.3
	ACHIEVED	11	9	5	
	WROTE	16	29	23	
SIJONGEPHAMBILI - 4331072	% ACHIEVED	27.6	40.0	22.2	-17.8
	ACHIEVED	8	8	2	
	WROTE	29	20	9	
SIKHULULE HIGH SCHOOL - 4321086	% ACHIEVED	41.5	24.1	39.1	15.0
	ACHIEVED	49	19	25	
	WROTE	118	79	64	
SILIMELA HIGH SCHOOL - 4321087	% ACHIEVED	36.5	50.0	47.6	-2.4
	ACHIEVED	19	17	20	
	WROTE	52	34	42	
SIMPHIWE KHETHWA SECONDARY SCHOOL - 4271039	% ACHIEVED	11.9	22.7	76.2	53.5
	ACHIEVED	8	5	16	
	WROTE	67	22	21	
SIMZAMILE SENIOR SECONDARY SCHOOL - 4321088	% ACHIEVED	23.1	62.9	33.3	-29.5
	ACHIEVED	15	22	10	
	WROTE	65	35	30	
SINETHEMBA PUBLIC SCHOOL - 4311084	% ACHIEVED	22.2	26.3	57.4	31.1
	ACHIEVED	8	20	54	
	WROTE	36	76	94	
SINETHEMBA SENIOR SECONDARY SCHOOL - 4321089	% ACHIEVED	30.4	24.4	68.2	43.8
	ACHIEVED	14	10	30	
	WROTE	46	41	44	
SINIWIWE HIGH SCHOOL - 4321090	% ACHIEVED	71.4	65.7	70.6	4.9
	ACHIEVED	20	23	24	
	WROTE	28	35	34	
SINOLWAZI SENIOR SECONDARY SCHOOL - 4291068	% ACHIEVED	45.5	51.9	56.4	4.6
	ACHIEVED	40	42	44	
	WROTE	88	81	78	
SINOVUYO HIGH SCHOOL - 4321091	% ACHIEVED	53.3	86.7	75.0	-11.7
	ACHIEVED	16	13	18	
	WROTE	30	15	24	
SISEKO HIGH SCHOOL - 4311087	% ACHIEVED	55.9	67.6	57.1	-10.5
	ACHIEVED	19	23	16	
	WROTE	34	34	28	
SISONKE SENIOR SECONDARY SCHOOL - 4341074	% ACHIEVED	30.8	60.0	35.7	-24.3
	ACHIEVED	16	6	10	
	WROTE	52	10	28	
SITHUKUTHEZI SENIOR SECONDARY SCHOOL - 4241029	% ACHIEVED	40.2	62.3	54.7	-7.6
	ACHIEVED	37	38	35	
	WROTE	92	61	64	
SITOA SENIOR SECONDARY SCHOOL - 4261048	% ACHIEVED	29.4	38.6	82.5	43.9
	ACHIEVED	30	32	47	
	WROTE	102	83	57	

CENTRE PERFORMANCE		Year			Difference 2018 - 2017
Centre	Values	'2016	'2017	'2018	
SIVUMELENE SENIOR SECONDARY SCHOOL - 4271040	% ACHIEVED	36.8	11.1	47.1	35.9
	ACHIEVED	7	1	8	
	WROTE	19	9	17	
SIWALI SENIOR SECONDARY SCHOOL - 4281049	% ACHIEVED	75.3	94.8	77.7	-17.1
	ACHIEVED	61	73	73	
	WROTE	81	77	94	
SIYABABALWA SENIOR SECONDARY SCHOOL - 4321092	% ACHIEVED	50.0	58.3	35.7	-22.6
	ACHIEVED	11	7	5	
	WROTE	22	12	14	
SIYABALALA SENIOR SECONDARY SCHOOL - 4261049	% ACHIEVED	39.3	39.1	64.7	25.6
	ACHIEVED	11	9	11	
	WROTE	28	23	17	
SIYABONGA SENIOR SECONDARY SCHOOL - 4311088	% ACHIEVED	55.0	82.4	73.9	-8.4
	ACHIEVED	11	14	17	
	WROTE	20	17	23	
SIYABULELA SENIOR SECONDARY SCHOOL - 4301071	% ACHIEVED	35.6	51.8	45.9	-5.8
	ACHIEVED	16	29	17	
	WROTE	45	56	37	
SIYAKHULA PUBLIC SCHOOL - 4311089	% ACHIEVED	17.0	54.3	29.3	-25.0
	ACHIEVED	8	19	12	
	WROTE	47	35	41	
SIYAPHAKAMA SENIOR SECONDARY SCHOOL - 4331073	% ACHIEVED	77.3	80.6	53.6	-27.1
	ACHIEVED	17	25	15	
	WROTE	22	31	28	
SIYAZAKHA SECONDARY SCHOOL - 4321093	% ACHIEVED	43.8	29.4	66.7	37.3
	ACHIEVED	14	10	12	
	WROTE	32	34	18	
SIYAZAMA SENIOR SECONDARY SCHOOL - 4321094	% ACHIEVED	60.7	46.9	14.7	-32.2
	ACHIEVED	17	15	5	
	WROTE	28	32	34	
SIZAMILE SENIOR SECONDARY SCHOOL - 4331074	% ACHIEVED	85.7	46.2	100.0	53.8
	ACHIEVED	12	6	5	
	WROTE	14	13	5	
SIZINGISILE SENIOR SECONDARY SCHOOL - 4311090	% ACHIEVED	75.8	60.0	60.5	0.5
	ACHIEVED	25	18	23	
	WROTE	33	30	38	
SMUTS NDAMASE S S S - 4281050	% ACHIEVED	10.7	9.8	13.5	3.7
	ACHIEVED	25	22	5	
	WROTE	234	225	37	
SOBABA HIGH SCHOOL - 4281051	% ACHIEVED	33.3	61.4	75.0	13.6
	ACHIEVED	25	27	36	
	WROTE	75	44	48	
SOBANTU SENIOR SECONDARY SCHOOL - 4311091	% ACHIEVED	53.7	71.4	57.1	-14.3
	ACHIEVED	22	25	8	
	WROTE	41	35	14	
SOLOMON MAHLANGU HIGH SCHOOL - 4341075	% ACHIEVED	81.3	84.9	73.1	-11.8
	ACHIEVED	91	124	68	
	WROTE	112	146	93	
SOLOMON MAHLANGU SENIOR SECONDARY - 4321095	% ACHIEVED	40.8	49.0	69.7	20.7
	ACHIEVED	31	24	23	
	WROTE	76	49	33	
SOMAGUNYA SENIOR SECONDARY SCHOOL - 4291070	% ACHIEVED	23.5	69.8	56.4	-13.4
	ACHIEVED	8	37	22	
	WROTE	34	53	39	

CENTRE PERFORMANCE		Year			Difference 2018 - 2017
Centre	Values	'2016	'2017	'2018	
SONQISHE SENIOR SECONDARY SCHOOL - 4251063	% ACHIEVED	94.1	56.3	30.6	-25.6
	ACHIEVED	48	36	19	
	WROTE	51	64	62	
SOPHAKAMA SENIOR SECONDARY SCHOOL - 4301072	% ACHIEVED	37.0	87.5	50.0	-37.5
	ACHIEVED	17	7	7	
	WROTE	46	8	14	
SOPHAKAMA SENIOR SECONDARY SCHOOL - 4341076	% ACHIEVED	41.3	29.3	73.3	44.1
	ACHIEVED	31	12	11	
	WROTE	75	41	15	
SOPHATHISANA SENIOR SECONDARY SCHOOL - 4321096	% ACHIEVED	71.3	78.7	63.7	-14.9
	ACHIEVED	127	70	65	
	WROTE	178	89	102	
SOPHONIA SENIOR SECONDARY SCHOOL - 4271041	% ACHIEVED	50.0	36.4	52.9	16.6
	ACHIEVED	8	8	9	
	WROTE	16	22	17	
SOQHAYISA SENIOR SECONDARY SCHOOL - 4341077	% ACHIEVED	91.3	96.4	94.1	-2.3
	ACHIEVED	63	54	48	
	WROTE	69	56	51	
SOSEBENZA SENIOR SECONDARY SCHOOL - 4331075	% ACHIEVED	52.2	19.2	14.3	-4.9
	ACHIEVED	12	5	4	
	WROTE	23	26	28	
SOTININI SENIOR SECONDARY - 4311092	% ACHIEVED	42.9	64.3	53.8	-10.4
	ACHIEVED	6	9	7	
	WROTE	14	14	13	
SOVUKA SIKHANYE HIGH SCHOOL - 4331076	% ACHIEVED	40.0	20.0	36.4	16.4
	ACHIEVED	10	3	4	
	WROTE	25	15	11	
SOYISILE SENIOR SECONDARY SCHOOL - 4331077	% ACHIEVED	51.6	66.7	61.9	-4.8
	ACHIEVED	16	12	13	
	WROTE	31	18	21	
SPANDAU SENIOR SECONDARY SCHOOL - 4351045	% ACHIEVED	70.8	52.9	48.7	-4.2
	ACHIEVED	63	64	55	
	WROTE	89	121	113	
ST ALBANS PRISON - 4344098	% ACHIEVED	50.0	66.7	50.0	-16.7
	ACHIEVED	2	4	2	
	WROTE	4	6	4	
ST BARTHOLOMEWS S S S - 4291072	% ACHIEVED	53.7	84.2	68.5	-15.7
	ACHIEVED	44	32	37	
	WROTE	82	38	54	
ST CHARLES SOJOLA HIGH SCHOOL - 4311093	% ACHIEVED	50.0	62.2	66.7	4.4
	ACHIEVED	23	28	14	
	WROTE	46	45	21	
ST CHRISTOPHERS PRIVATE SCHOOL - 4322097	% ACHIEVED	87.8	90.6	95.6	5.0
	ACHIEVED	65	48	43	
	WROTE	74	53	45	
ST COLMCILLE SENIOR SECONDARY SCHOOL - 4351047	% ACHIEVED	74.3	100.0	91.9	-8.1
	ACHIEVED	55	34	34	
	WROTE	74	34	37	
ST CUTHBERTS S S S - 4291071	% ACHIEVED	72.7	58.3	47.3	-11.0
	ACHIEVED	16	35	44	
	WROTE	22	60	93	
ST GEORGES SENIOR SECONDARY SCHOOL - 4251064	% ACHIEVED	44.8	50.9	61.2	10.3
	ACHIEVED	74	82	142	
	WROTE	165	161	232	



CENTRE PERFORMANCE		Year			Difference 2018 - 2017
Centre	Values	'2016	'2017	'2018	
ST JAMES SECONDARY SCHOOL - 4341078	% ACHIEVED	78.3	78.4	77.8	-0.6
	ACHIEVED	47	58	56	
	WROTE	60	74	72	
ST JAMES SENIOR SECONDARY SCHOOL - 4261050	% ACHIEVED	87.5	96.2	92.4	-3.7
	ACHIEVED	230	226	220	
	WROTE	263	235	238	
ST JOHNS COLLEGE - 4291073	% ACHIEVED	95.9	91.4	91.5	0.1
	ACHIEVED	378	339	321	
	WROTE	394	371	351	
ST JUDE PRIVATE SCHOOL - 4292074	% ACHIEVED	67.5	83.3	60.0	-23.3
	ACHIEVED	27	15	12	
	WROTE	40	18	20	
ST MARGARET SENIOR SECONDARY SCHOOL - 4251065	% ACHIEVED	57.3	35.1	73.7	38.6
	ACHIEVED	55	27	28	
	WROTE	96	77	38	
ST MARKS SENIOR SECONDARY SCHOOL - 4251066	% ACHIEVED	85.7	44.4	56.5	12.1
	ACHIEVED	24	8	13	
	WROTE	28	18	23	
ST MARTINS SCHOOL - 4292075	% ACHIEVED	53.3	52.4	83.7	31.3
	ACHIEVED	32	22	36	
	WROTE	60	42	43	
ST MATTHEWS HIGH SCHOOL - 4311094	% ACHIEVED	91.7	83.3	80.0	-3.3
	ACHIEVED	88	70	80	
	WROTE	96	84	100	
ST PATRICKS SENIOR SECONDARY SCHOOL - 4281052	% ACHIEVED	58.0	57.1	75.7	18.6
	ACHIEVED	222	261	209	
	WROTE	383	457	276	
ST TERESA HIGH SCHOOL - 4271042	% ACHIEVED	85.8	81.4	74.7	-6.8
	ACHIEVED	109	92	109	
	WROTE	127	113	146	
ST THOMAS FOR THE DEAF - 4323126	% ACHIEVED	14.3	37.5	33.3	-4.2
	ACHIEVED	2	3	1	
	WROTE	14	8	3	
ST THOMAS PRIVATE SCHOOL - 4322098	% ACHIEVED	97.4	76.5	90.9	14.4
	ACHIEVED	37	26	30	
	WROTE	38	34	33	
ST THOMAS SENIOR SECONDARY SCHOOL - 4341079	% ACHIEVED	82.2	88.7	81.0	-7.7
	ACHIEVED	148	134	124	
	WROTE	180	151	153	
STERKSPRUIT CHRISTIAN SCHOOL - 4272043	% ACHIEVED	100.0	100.0	100.0	0.0
	ACHIEVED	30	20	27	
	WROTE	30	20	27	
STERKSPRUIT SENIOR SECONDARY SCHOOL - 4271044	% ACHIEVED	62.7	71.8	52.6	-19.2
	ACHIEVED	64	107	81	
	WROTE	102	149	154	
STIRLING HIGH SCHOOL - 4321099	% ACHIEVED	99.5	100.0	97.6	-2.4
	ACHIEVED	216	205	207	
	WROTE	217	205	212	
STRATEGIC HIGH SCHOOL - 4292076	% ACHIEVED	48.1	45.6	64.4	18.8
	ACHIEVED	26	31	56	
	WROTE	54	68	87	
STRELITZIA HIGH SCHOOL - 4341080	% ACHIEVED	95.5	86.7	88.9	2.2
	ACHIEVED	127	117	128	
	WROTE	133	135	144	



CENTRE PERFORMANCE		Year			Difference 2018 - 2017
Centre	Values	'2016	'2017	'2018	
STUTTEREIM MATHS & SCIENCE ACADEMY - 4312001	% ACHIEVED			22.2	
	ACHIEVED			4	
	WROTE			18	
STUTTEREIM MATHS & SCIENCE ACADEMY - 4322125	% ACHIEVED		44.4		-44.4
	ACHIEVED		4		
	WROTE		9		
STUTTERHEIM HIGH SCHOOL - 4311095	% ACHIEVED	98.0	95.0	92.7	-2.3
	ACHIEVED	50	38	38	
	WROTE	51	40	41	
SUKUDE SENIOR SECONDARY SCHOOL - 4251067	% ACHIEVED	74.3	82.7	73.3	-9.4
	ACHIEVED	223	230	187	
	WROTE	300	278	255	
SULENKAMA SENIOR SECONDARY SCHOOL - 4291077	% ACHIEVED	85.2	100.0	81.3	-18.8
	ACHIEVED	23	19	26	
	WROTE	27	19	32	
T EM MRWETYANA SENIOR SECONDARY - 4351048	% ACHIEVED	25.5	42.9	35.7	-7.1
	ACHIEVED	14	9	5	
	WROTE	55	21	14	
TAMBEKILE SENIOR SECONDARY SCHOOL - 4331078	% ACHIEVED	59.7	53.2	68.8	15.6
	ACHIEVED	37	25	33	
	WROTE	62	47	48	
TAMSANQA HIGH SCHOOL - 4311096	% ACHIEVED	52.0	61.1	25.0	-36.1
	ACHIEVED	13	11	2	
	WROTE	25	18	8	
TAMSANQA SECONDARY SCHOOL - 4341081	% ACHIEVED	15.9	4.3	36.4	32.1
	ACHIEVED	7	2	8	
	WROTE	44	47	22	
TANDANANI SENIOR SECONDARY SCHOOL - 4291078	% ACHIEVED	75.0	76.2	76.9	0.7
	ACHIEVED	54	48	30	
	WROTE	72	63	39	
TANGA SENIOR SECONDARY SCHOOL - 4301073	% ACHIEVED	67.8	66.7	77.5	10.8
	ACHIEVED	59	36	55	
	WROTE	87	54	71	
TARKASTAD HIGH SCHOOL - 4331079	% ACHIEVED	100.0	100.0	92.9	-7.1
	ACHIEVED	16	21	26	
	WROTE	16	21	28	
TEHILLAH CHRISTIAN ACADEMY - 4345506	% ACHIEVED	77.5			
	ACHIEVED	55			
	WROTE	71			
TEHILLAH CHRISTIAN ACADEMY - 4345514	% ACHIEVED		56.1	92.9	36.8
	ACHIEVED		23	13	
	WROTE		41	14	
TEMPLETON HIGH SCHOOL - 4311097	% ACHIEVED	75.0	56.7	69.4	12.8
	ACHIEVED	24	17	25	
	WROTE	32	30	36	
THAKABANNA SENIOR SECONDARY SCHOOL - 4271045	% ACHIEVED	31.9	64.5	86.5	22.0
	ACHIEVED	37	40	32	
	WROTE	116	62	37	
THANDUXOLO SENIOR SECONDARY SCHOOL - 4341082	% ACHIEVED	30.0	15.4	54.5	39.2
	ACHIEVED	15	4	6	
	WROTE	50	26	11	
THE HILL COLLEGE - 4342083	% ACHIEVED	100.0		100.0	
	ACHIEVED	34		29	
	WROTE	34		29	

CENTRE PERFORMANCE		Year			Difference 2018 - 2017
Centre	Values	'2016	'2017	'2018	
THEMBALABANTU HIGH SCHOOL - 4321100	% ACHIEVED	47.0	61.5	69.8	8.3
	ACHIEVED	63	48	37	
	WROTE	134	78	53	
THEMBALESIZWE COM TECH - 4241030	% ACHIEVED	47.8	38.2	51.4	13.1
	ACHIEVED	22	13	38	
	WROTE	46	34	74	
THEMBALESIZWE S S S - 4321101	% ACHIEVED	22.7	38.5	45.5	7.0
	ACHIEVED	5	5	5	
	WROTE	22	13	11	
THEMBELANI HIGH SCHOOL - 4311099	% ACHIEVED	47.4	69.2	40.0	-29.2
	ACHIEVED	9	9	8	
	WROTE	19	13	20	
THEODOR HERZL HIGH SCHOOL - 4342084	% ACHIEVED	100.0		96.2	
	ACHIEVED	24		25	
	WROTE	24		26	
THOBELANI SENIOR SECONDARY SCHOOL - 4311100	% ACHIEVED	35.4	60.0	77.4	17.4
	ACHIEVED	17	21	24	
	WROTE	48	35	31	
THOLANG SENIOR SECONDARY SCHOOL - 4251082	% ACHIEVED	77.8	71.2	70.4	-0.8
	ACHIEVED	144	136	126	
	WROTE	185	191	179	
THOMAS NTABA SENIOR SECONDARY SCHOOL - 4271046	% ACHIEVED	71.7	71.1	66.7	-4.4
	ACHIEVED	81	91	62	
	WROTE	113	128	93	
THOZAMISA SENIOR SECONDARY SCHOOL - 4331080	% ACHIEVED	46.2	79.2	87.5	8.3
	ACHIEVED	18	19	14	
	WROTE	39	24	16	
THUBALETHU HIGH SCHOOL - 4311101	% ACHIEVED	52.7	54.5	60.3	5.8
	ACHIEVED	48	24	35	
	WROTE	91	44	58	
THUBELIHLE SENIOR SECONDARY SCHOOL - 4301074	% ACHIEVED		26.3	53.1	26.7
	ACHIEVED		10	26	
	WROTE		38	49	
THUBELIHLE SENIOR SECONDARY SCHOOL - 4341085	% ACHIEVED	3.2	63.6	50.0	-13.6
	ACHIEVED	2	7	5	
	WROTE	63	11	10	
TINARA HIGH SCHOOL - 4341086	% ACHIEVED	70.8	37.5	30.0	-7.5
	ACHIEVED	17	6	3	
	WROTE	24	16	10	
TLOKWENG SENIOR SECONDARY SCHOOL - 4271047	% ACHIEVED	90.7	68.0	78.0	9.9
	ACHIEVED	127	132	131	
	WROTE	140	194	168	
TOISE SENIOR SECONDARY SCHOOL - 4321102	% ACHIEVED	75.6	46.6	65.8	19.2
	ACHIEVED	93	62	98	
	WROTE	123	133	149	
TOLENI SENIOR SECONDARY SCHOOL - 4251085	% ACHIEVED			78.1	
	ACHIEVED			153	
	WROTE			196	
TOLENI SENIOR SECONDARY SCHOOL - 4261051	% ACHIEVED	39.6	65.9		-65.9
	ACHIEVED	88	139		
	WROTE	222	211		
TOLI SENIOR SECONDARY SCHOOL - 4281054	% ACHIEVED	93.5	91.6	95.6	3.9
	ACHIEVED	316	307	345	
	WROTE	338	335	361	

CENTRE PERFORMANCE		Year			Difference 2018 - 2017
Centre	Values	'2016	'2017	'2018	
TOLWENI SENIOR SECONDARY SCHOOL - 4291079	% ACHIEVED	98.0	95.7	87.1	-8.6
	ACHIEVED	50	22	27	
	WROTE	51	23	31	
TSHOLOMNQA HIGH SCHOOL - 4321103	% ACHIEVED	36.5	26.1	47.1	21.1
	ACHIEVED	46	36	33	
	WROTE	126	138	70	
TSHONGWENI SENIOR SECONDARY SCHOOL - 4291080	% ACHIEVED	70.8	74.5	72.5	-2.0
	ACHIEVED	51	35	50	
	WROTE	72	47	69	
TSITSANA COMP S S SCHOOL - 4271048	% ACHIEVED	38.5	61.1	42.9	-18.3
	ACHIEVED	15	11	21	
	WROTE	39	18	49	
TSOLO HIGH SCHOOL - 4291081	% ACHIEVED	68.5	59.6	68.6	9.0
	ACHIEVED	61	53	48	
	WROTE	89	89	70	
TSOMO SENIOR SECONDARY SCHOOL - 4261052	% ACHIEVED	45.6	51.5	50.5	-1.0
	ACHIEVED	67	88	53	
	WROTE	147	171	105	
TUTOR NDAMASE S S S - 4281055	% ACHIEVED	52.2	58.4	62.9	4.5
	ACHIEVED	178	181	176	
	WROTE	341	310	280	
TYALI HIGH SCHOOL - 4311102	% ACHIEVED	77.8	100.0	55.6	-44.4
	ACHIEVED	7	15	5	
	WROTE	9	15	9	
TYALI SENIOR SECONDARY SCHOOL - 4301075	% ACHIEVED	46.7	58.8	91.1	32.2
	ACHIEVED	43	60	51	
	WROTE	92	102	56	
TYELIMHLOPHE SENIOR SECONDARY SCHOOL - 4251084	% ACHIEVED		72.2	62.4	-9.9
	ACHIEVED		39	58	
	WROTE		54	93	
TYELINZIMA HIGH SCHOOL - 4291082	% ACHIEVED	32.4	88.6	86.6	-2.1
	ACHIEVED	23	39	71	
	WROTE	71	44	82	
TYHILULWAZI SENIOR SECONDARY SCHOOL - 4341087	% ACHIEVED	21.9	35.1	36.2	1.1
	ACHIEVED	21	33	34	
	WROTE	96	94	94	
UGIE HIGH SCHOOL - 4271049	% ACHIEVED	100.0	81.3	93.5	12.3
	ACHIEVED	28	26	29	
	WROTE	28	32	31	
UITENHAGE SENIOR SECONDARY SCHOOL - 4341088	% ACHIEVED	85.6	86.0	75.0	-11.0
	ACHIEVED	196	123	147	
	WROTE	229	143	196	
UKHANYO SECONDARY SCHOOL - 4351049	% ACHIEVED	50.0	27.3	34.4	7.1
	ACHIEVED	7	12	11	
	WROTE	14	44	32	
ULANA SENIOR SECONDARY SCHOOL - 4311103	% ACHIEVED	25.9	47.6	27.3	-20.3
	ACHIEVED	7	10	9	
	WROTE	27	21	33	
ULWAZI HIGH SCHOOL - 4321104	% ACHIEVED	95.2	100.0	100.0	0.0
	ACHIEVED	79	57	62	
	WROTE	83	57	62	
UMTATA HIGH SCHOOL - 4291084	% ACHIEVED	95.7	87.5	96.0	8.5
	ACHIEVED	90	84	96	
	WROTE	94	96	100	

CENTRE PERFORMANCE		Year			Difference 2018 - 2017
Centre	Values	'2016	'2017	'2018	
UMTATA INTERNATIONAL SCHOOL - 4291085	% ACHIEVED	90.1	76.1	76.6	0.5
	ACHIEVED	73	67	72	
	WROTE	81	88	94	
UMTATA TECHNICAL COLLEGE - 4291086	% ACHIEVED	46.7	77.0	63.7	-13.3
	ACHIEVED	70	77	86	
	WROTE	150	100	135	
UMTHAWELANGA S S SCHOOL - 4271050	% ACHIEVED	58.0	85.0	84.3	-0.7
	ACHIEVED	69	51	59	
	WROTE	119	60	70	
UMTIZA HIGH SCHOOL - 4321105	% ACHIEVED	51.2	52.0	70.0	18.0
	ACHIEVED	64	39	28	
	WROTE	125	75	40	
UMZUVUKILE HIGH SCHOOL - 4321106	% ACHIEVED	55.3	56.5	50.0	-6.5
	ACHIEVED	21	26	11	
	WROTE	38	46	22	
UNATHI SECONDARY SCHOOL - 4321107	% ACHIEVED	72.8	81.3	71.8	-9.5
	ACHIEVED	75	65	61	
	WROTE	103	80	85	
UNION HIGH SCHOOL - 4351050	% ACHIEVED	93.8	100.0	96.8	-3.2
	ACHIEVED	60	51	61	
	WROTE	64	51	63	
UPPER CORANA SENIOR SECONDARY SCHOOL - 4281056	% ACHIEVED	32.4	47.5	52.8	5.3
	ACHIEVED	57	29	28	
	WROTE	176	61	53	
UPPER CULUNCA S S S - 4291087	% ACHIEVED	56.3	69.2	50.0	-19.2
	ACHIEVED	9	9	10	
	WROTE	16	13	20	
UPPER GWADU SENIOR SECONDARY SCHOOL - 4301076	% ACHIEVED	66.7	91.3	66.7	-24.6
	ACHIEVED	40	21	12	
	WROTE	60	23	18	
UPPER MPAKO SENIOR SECONDARY SCHOOL - 4291088	% ACHIEVED	64.8	78.5	52.7	-25.8
	ACHIEVED	70	62	49	
	WROTE	108	79	93	
URBAN ACADEMY - 4342100	% ACHIEVED		86.4	67.4	-19.0
	ACHIEVED		38	31	
	WROTE		44	46	
UVIWE SENIOR SECONDARY SCHOOL - 4321108	% ACHIEVED	86.6	69.4	89.4	20.0
	ACHIEVED	58	43	59	
	WROTE	67	62	66	
V M KWINANA S S S - 4341089	% ACHIEVED	25.3	59.6	70.0	10.4
	ACHIEVED	19	28	49	
	WROTE	75	47	70	
VAKELE TECHNICAL S S S - 4281057	% ACHIEVED	34.3	65.3	70.7	5.4
	ACHIEVED	23	49	41	
	WROTE	67	75	58	
VELALANGA SENIOR SECONDARY SCHOOL - 4331081	% ACHIEVED	46.7	25.0	57.1	32.1
	ACHIEVED	7	3	4	
	WROTE	15	12	7	
VELILE SENIOR SECONDARY SCHOOL - 4351051	% ACHIEVED	86.1	61.4	78.9	17.6
	ACHIEVED	31	27	30	
	WROTE	36	44	38	
VICTOR POTO SENIOR SECONDARY SCHOOL - 4281058	% ACHIEVED	50.4	49.7	59.5	9.8
	ACHIEVED	64	75	91	
	WROTE	127	151	153	

CENTRE PERFORMANCE		Year			Difference 2018 - 2017
Centre	Values	'2016	'2017	'2018	
VICTORIA GIRLS HIGH SCHOOL - 4351052	% ACHIEVED	100.0	100.0	100.0	0.0
	ACHIEVED	69	82	81	
	WROTE	69	82	81	
VICTORIA MXENGE HIGH SCHOOL - 4311104	% ACHIEVED	27.3	27.3	100.0	72.7
	ACHIEVED	3	3	14	
	WROTE	11	11	14	
VICTORIA PARK HIGH SCHOOL - 4341090	% ACHIEVED	100.0	98.5	96.4	-2.1
	ACHIEVED	190	199	190	
	WROTE	190	202	197	
VUKAYIBAMBE SENIOR SECONDARY SCHOOL - 4241031	% ACHIEVED	47.0	80.5	72.5	-7.9
	ACHIEVED	47	33	37	
	WROTE	100	41	51	
VUKILE TSHWETE S S S - 4311105	% ACHIEVED	47.8	57.4	53.8	-3.6
	ACHIEVED	33	27	28	
	WROTE	69	47	52	
VUKUHAMBE SCHOOL - 4323109	% ACHIEVED		100.0	50.0	-50.0
	ACHIEVED		4	2	
	WROTE		4	4	
VUKUZENZELE SPECIAL SCHOOL - 4243032	% ACHIEVED	44.4	12.5	50.0	37.5
	ACHIEVED	4	2	5	
	WROTE	9	16	10	
VULAMAZIBUKO HIGH SCHOOL - 4321110	% ACHIEVED	69.4	83.9	82.8	-1.2
	ACHIEVED	84	47	48	
	WROTE	121	56	58	
VULINDLELA COMP TECH - 4241033	% ACHIEVED	35.3	58.9	83.7	24.8
	ACHIEVED	41	43	72	
	WROTE	116	73	86	
VULINDLELA SENIOR SECONDARY SCHOOL - 4281059	% ACHIEVED	54.1	67.3	57.9	-9.5
	ACHIEVED	60	99	103	
	WROTE	111	147	178	
VULINDLELA SENIOR SECONDARY SCHOOL - 4281060	% ACHIEVED	77.8	87.2	73.6	-13.6
	ACHIEVED	42	68	67	
	WROTE	54	78	91	
VULINGCOBO SENIOR SECONDARY SCHOOL - 4301077	% ACHIEVED	55.1		50.4	
	ACHIEVED	49		59	
	WROTE	89		117	
VULI-VALLEY SENIOR SECONDARY SCHOOL - 4301078	% ACHIEVED	68.3	69.6	74.5	4.9
	ACHIEVED	82	71	105	
	WROTE	120	102	141	
VULUHLANGA SENIOR SECONDARY SCHOOL - 4301079	% ACHIEVED	79.2	95.2	81.8	-13.4
	ACHIEVED	38	40	27	
	WROTE	48	42	33	
VULUMZI SENIOR SECONDARY SCHOOL - 4341091	% ACHIEVED	48.0	56.5	64.9	8.4
	ACHIEVED	47	48	48	
	WROTE	98	85	74	
VUSELELA COMBINED SCHOOL - 4331083	% ACHIEVED	25.8	43.2	71.4	28.2
	ACHIEVED	8	16	15	
	WROTE	31	37	21	
W B RUBUSANA SENIOR SECONDARY SCHOOL - 4331084	% ACHIEVED	61.2	72.3	70.6	-1.7
	ACHIEVED	52	47	48	
	WROTE	85	65	68	
WABAN SENIOR SECONDARY SCHOOL - 4281061	% ACHIEVED	63.1	60.9	54.0	-6.8
	ACHIEVED	41	42	47	
	WROTE	65	69	87	

CENTRE PERFORMANCE		Year			Difference 2018 - 2017
Centre	Values	'2016	'2017	'2018	
WALMER HIGH SCHOOL - 4341092	% ACHIEVED	21.5	72.7	75.7	2.9
	ACHIEVED	51	32	87	
	WROTE	237	44	115	
WALTER CINGO SENIOR SECONDARY SCHOOL - 4281062	% ACHIEVED	57.1	83.2	82.7	-0.5
	ACHIEVED	124	109	134	
	WROTE	217	131	162	
WELSH SENIOR SECONDARY SCHOOL - 4291090	% ACHIEVED	35.8	76.0	77.3	1.3
	ACHIEVED	19	19	17	
	WROTE	53	25	22	
WEST BANK SENIOR SECONDARY SCHOOL - 4321111	% ACHIEVED	85.1	76.1	74.4	-1.7
	ACHIEVED	40	35	29	
	WROTE	47	46	39	
WESTBANK BANK HIGH SCHOOL - 4321112	% ACHIEVED	93.0	92.9	92.9	0.0
	ACHIEVED	66	65	52	
	WROTE	71	70	56	
WESTERING HIGH SCHOOL - 4341093	% ACHIEVED	100.0	97.2	95.4	-1.8
	ACHIEVED	170	171	165	
	WROTE	170	176	173	
WESTVILLE SECONDARY SCHOOL - 4341094	% ACHIEVED	88.9	88.7	88.7	0.0
	ACHIEVED	104	102	86	
	WROTE	117	115	97	
WILLOVALE SENIOR SECONDARY SCHOOL - 4301080	% ACHIEVED	55.9	53.3	75.0	21.7
	ACHIEVED	38	40	24	
	WROTE	68	75	32	
WILLOWMORE SENIOR SECONDARY SCHOOL - 4351053	% ACHIEVED	76.6	78.0	80.9	2.8
	ACHIEVED	72	32	55	
	WROTE	94	41	68	
WILO COMPREHENSIVE S S S - 4291091	% ACHIEVED	28.6	51.5	42.5	-9.0
	ACHIEVED	6	17	17	
	WROTE	21	33	40	
WINNIE MANDELA COMPTECH SENIOR SECON - 4241034	% ACHIEVED	30.8	37.7	64.5	26.8
	ACHIEVED	37	26	40	
	WROTE	120	69	62	
WINTERBERG AGRICULTURAL HIGH SCHOOL - 4311106	% ACHIEVED	95.8	84.2	88.9	4.7
	ACHIEVED	46	32	40	
	WROTE	48	38	45	
WONGALETHU HIGH SCHOOL - 4321113	% ACHIEVED	32.6	32.2	46.3	14.1
	ACHIEVED	47	29	38	
	WROTE	144	90	82	
WOOLHOPE SECONDARY SCHOOL - 4341095	% ACHIEVED	70.3	78.4	85.7	7.3
	ACHIEVED	104	120	108	
	WROTE	148	153	126	
XHENTSE SENIOR SECONDARY SCHOOL - 4281063	% ACHIEVED	75.0	60.7	64.1	3.4
	ACHIEVED	24	17	25	
	WROTE	32	28	39	
XILINXA SENIOR SECONDARY SCHOOL - 4301081	% ACHIEVED	44.8	84.6	71.1	-13.5
	ACHIEVED	26	22	32	
	WROTE	58	26	45	
XOLANI SENIOR SECONDARY SCHOOL - 4321123	% ACHIEVED	59.8	71.7	70.8	-0.9
	ACHIEVED	58	38	51	
	WROTE	97	53	72	
XOLILIZWE SANGONI SENIOR SECONDARY - 4291093	% ACHIEVED	50.0	45.9	45.8	-0.1
	ACHIEVED	19	17	22	
	WROTE	38	37	48	



CENTRE PERFORMANCE		Year			Difference 2018 - 2017
Centre	Values	'2016	'2017	'2018	
XOLILIZWE SENIOR SECONDARY SCHOOL - 4301082	% ACHIEVED	26.4	14.5	25.6	11.0
	ACHIEVED	48	33	23	
	WROTE	182	227	90	
Z K MATTHEWS SENIOR SECONDARY SCHOOL - 4321114	% ACHIEVED	13.3	34.1	37.6	3.5
	ACHIEVED	11	30	38	
	WROTE	83	88	101	
ZAMAKULUNGISA S S S - 4291094	% ACHIEVED	82.4	68.6	80.0	11.4
	ACHIEVED	182	153	112	
	WROTE	221	223	140	
ZAMOKUHLE SENIOR SECONDARY SCHOOL - 4331085	% ACHIEVED	26.7	42.9	34.7	-8.2
	ACHIEVED	16	15	17	
	WROTE	60	35	49	
ZAMOKUHLE SPECIAL SCHOOL - 4243035	% ACHIEVED	50.0	66.7	80.0	13.3
	ACHIEVED	3	6	4	
	WROTE	6	9	5	
ZANABANTU HIGH SCHOOL - 4331086	% ACHIEVED	87.5	100.0	65.0	-35.0
	ACHIEVED	14	3	13	
	WROTE	16	3	20	
ZANEMFUNDO SENIOR SECONDARY SCHOOL - 4311107	% ACHIEVED	37.8	28.0	41.2	13.2
	ACHIEVED	14	7	14	
	WROTE	37	25	34	
ZANEMPUCUKO SENIOR SECONDARY SCHOOL - 4321116	% ACHIEVED	75.2	53.2	43.8	-9.4
	ACHIEVED	88	66	46	
	WROTE	117	124	105	
ZANEWONGA SENIOR SECONDARY SCHOOL - 4301083	% ACHIEVED	76.6	59.5	68.8	9.2
	ACHIEVED	49	25	33	
	WROTE	64	42	48	
ZANGQELE SENIOR SECONDARY SCHOOL - 4291095	% ACHIEVED	25.9	26.7	40.5	13.9
	ACHIEVED	14	12	15	
	WROTE	54	45	37	
ZANGQOLWANE SENIOR SECONDARY SCHOOL - 4301089	% ACHIEVED			31.8	
	ACHIEVED			14	
	WROTE			44	
ZANOBUZWE HIGH SCHOOL - 4311108	% ACHIEVED		81.8	100.0	18.2
	ACHIEVED		9	4	
	WROTE		11	4	
ZANOKHANYO BAPTIST COMPREHENSIVE SCH - 4252069	% ACHIEVED		76.0	100.0	24.0
	ACHIEVED		19	13	
	WROTE		25	13	
ZANOKHANYO SENIOR SECONDARY SCHOOL - 4281064	% ACHIEVED	48.4	58.1	65.2	7.1
	ACHIEVED	15	18	118	
	WROTE	31	31	181	
ZANOLWAZI SENIOR SECONDARY SCHOOL - 4341096	% ACHIEVED	53.7	57.4	44.4	-12.9
	ACHIEVED	29	35	28	
	WROTE	54	61	63	
ZANOVUYO SENIOR SECONDARY SCHOOL - 4311111	% ACHIEVED	44.2	30.2	48.9	18.7
	ACHIEVED	19	19	22	
	WROTE	43	63	45	
ZAZULWANA SENIOR SECONDARY SCHOOL - 4301084	% ACHIEVED	70.6	62.5	81.5	19.0
	ACHIEVED	24	15	22	
	WROTE	34	24	27	
ZIBI MEYER SENIOR SECONDARY SCHOOL - 4251070	% ACHIEVED	66.7	77.8	58.3	-19.4
	ACHIEVED	16	21	21	
	WROTE	24	27	36	



CENTRE PERFORMANCE		Year			Difference 2018 - 2017
Centre	Values	'2016	'2017	'2018	
<b>ZIBOKWANA SENIOR SECONDARY SCHOOL - 4251071</b>	% ACHIEVED	58.0	75.5	73.8	<b>-1.7</b>
	ACHIEVED	87	74	62	
	WROTE	150	98	84	
<b>ZIMELE HIGH SCHOOL - 4291096</b>	% ACHIEVED	67.1	81.3	88.1	6.8
	ACHIEVED	171	161	156	
	WROTE	255	198	177	
<b>ZINGISA COMPREHENSIVE SCHOOL - 4291097</b>	% ACHIEVED	93.9	88.0	91.6	3.7
	ACHIEVED	184	219	164	
	WROTE	196	249	179	
<b>ZINYOSINI SENIOR SECONDARY SCHOOL - 4251072</b>	% ACHIEVED	62.7	96.2	95.7	<b>-0.5</b>
	ACHIEVED	74	76	89	
	WROTE	118	79	93	
<b>ZINZANI SENIOR SECONDARY SCHOOL - 4321117</b>	% ACHIEVED	29.1	36.2	60.4	24.2
	ACHIEVED	25	17	29	
	WROTE	86	47	48	
<b>ZOLANI JUNIOR SECONDARY SCHOOL - 4331088</b>	% ACHIEVED	12.2	56.3	38.6	<b>-17.6</b>
	ACHIEVED	9	18	17	
	WROTE	74	32	44	
<b>ZUKHANYE SENIOR SECONDARY SCHOOL - 4321119</b>	% ACHIEVED	63.6	55.6	35.9	<b>-19.7</b>
	ACHIEVED	35	25	14	
	WROTE	55	45	39	
<b>ZULULIYAZONGAMA SENIOR SECONDARY - 4261054</b>	% ACHIEVED	24.6	66.4	66.9	0.5
	ACHIEVED	64	83	87	
	WROTE	260	125	130	
<b>ZWELAKHE SENIOR SECONDARY SCHOOL - 4251073</b>	% ACHIEVED	84.9	93.0	86.5	<b>-6.6</b>
	ACHIEVED	258	107	115	
	WROTE	304	115	133	
<b>ZWELAMANDLOVU S S S - 4311112</b>	% ACHIEVED	36.4	21.1	38.1	17.0
	ACHIEVED	4	4	8	
	WROTE	11	19	21	
<b>ZWELANDILE SENIOR SECONDARY SCHOOL - 4261055</b>	% ACHIEVED	55.3	74.3	46.9	<b>-27.4</b>
	ACHIEVED	26	26	15	
	WROTE	47	35	32	
<b>ZWELANDILE SENIOR SECONDARY SCHOOL - 4301085</b>	% ACHIEVED	39.2	64.3	55.3	<b>-9.0</b>
	ACHIEVED	38	36	26	
	WROTE	97	56	47	
<b>ZWELEDINGA HIGH SCHOOL - 4331089</b>	% ACHIEVED	39.6	61.1	66.7	5.6
	ACHIEVED	36	44	34	
	WROTE	91	72	51	
<b>ZWELENQABA SENIOR SECONDARY SCHOOL - 4301086</b>	% ACHIEVED	41.3	38.1	68.3	30.2
	ACHIEVED	64	101	69	
	WROTE	155	265	101	
<b>ZWELIBANGILE SENIOR SECONDARY SCHOOL - 4291098</b>	% ACHIEVED	31.3	46.7	25.9	<b>-20.7</b>
	ACHIEVED	31	42	14	
	WROTE	99	90	54	
<b>ZWELIBONGILE SENIOR SECONDARY SCHOOL - 4281065</b>	% ACHIEVED	26.2	37.4	63.5	26.1
	ACHIEVED	59	40	40	
	WROTE	225	107	63	
<b>ZWELIDUMILE SENIOR SECONDARY SCHOOL - 4301087</b>	% ACHIEVED	56.8	61.8	87.9	26.1
	ACHIEVED	50	55	51	
	WROTE	88	89	58	
<b>ZWELIHLE SENIOR SECONDARY SCHOOL - 4261056</b>	% ACHIEVED	28.8	71.7	78.4	6.6
	ACHIEVED	17	33	29	
	WROTE	59	46	37	

CENTRE PERFORMANCE		Year			Difference 2018 - 2017
Centre	Values	'2016	'2017	'2018	
<b>ZWELIMJONGILE SENIOR SECONDARY SCHOO - 4311113</b>	% ACHIEVED	50.0	90.9	76.9	-14.0
	ACHIEVED	13	10	10	
	WROTE	26	11	13	
<b>ZWELITSHA SENIOR SECONDARY SCHOOL - 4251074</b>	% ACHIEVED	19.0	23.4	50.7	27.3
	ACHIEVED	40	43	38	
	WROTE	210	184	75	
<b>ZWELIVUMILE SENIOR SECONDARY SCHOOL - 4261057</b>	% ACHIEVED	34.5	41.0	74.1	33.0
	ACHIEVED	40	32	40	
	WROTE	116	78	54	
<b>ZWELIVUMILE SENIOR SECONDARY SCHOOL - 4311114</b>	% ACHIEVED	72.4	86.0	92.8	6.7
	ACHIEVED	89	80	77	
	WROTE	123	93	83	
<b>ZWELIWELILE SENIOR SECONDARY SCHOOL - 4301088</b>	% ACHIEVED	53.7	61.5	76.4	14.8
	ACHIEVED	51	32	42	
	WROTE	95	52	55	
<b>ZWELIXOLILE SENIOR SECONDARY SCHOOL - 4261058</b>	% ACHIEVED	85.0	64.7	67.9	3.2
	ACHIEVED	17	11	19	
	WROTE	20	17	28	
<b>ZWELIYANDILA HIGH SCHOOL - 4321120</b>	% ACHIEVED	12.8	5.6	10.5	4.9
	ACHIEVED	12	4	4	
	WROTE	94	71	38	
<b>ZWELODUMO SENIOR SECONDARY SCHOOL - 4291099</b>	% ACHIEVED	61.8	62.1	47.9	-14.2
	ACHIEVED	47	41	34	
	WROTE	76	66	71	

## TOP 50 PERFORMING SCHOOLS

% ACHIEVED	Centre	District	Wrote '2018
100.0	AL AZHAR INSTITUTE - 4342098	NELSON MANDELA	16
100.0	BETHANIA SENIOR SECONDARY SCHOOL - 4271003	JOE GQABI	12
100.0	BRANDWAG HIGH SCHOOL - 4341007	NELSON MANDELA	138
100.0	CATHCART HIGH SCHOOL - 4311007	AMATHOLE WEST	73
100.0	CLARENDON GIRLS HIGH SCHOOL - 4321015	BUFFALO CITY	132
100.0	COLLEGIATE GIRLS HIGH SCHOOL - 4341014	NELSON MANDELA	135
100.0	CRADOCK PRISON - 4334006	CHRIS HANI WEST	7
100.0	EFATA SCHOOL FOR THE BLIND & DEAF - 4293018	O R TAMBO INLAND	9
100.0	ELSEN ACADEMY - 4343022	NELSON MANDELA	6
100.0	ENKWENKWEZINI SENIOR SECONDARY SCHOO - 4311015	AMATHOLE WEST	24
100.0	GILL COLLEGE - 4351008	SARAH BAARTMAN	57
100.0	GLOBAL LEADESRSHIP INSTITUTE - 4352054	SARAH BAARTMAN	47
100.0	GOBE COMMERCIAL SCHOOL - 4301026	AMATHOLE EAST	48
100.0	GUSHIPHELA SENIOR SECONDARY SCHOOL - 4311023	AMATHOLE WEST	12
100.0	GWEBINDLALA SENIOR SECONDARY SCHOOL - 4281076	O R TAMBO COASTAL	5
100.0	HOERSKOOL MCLACHLAN - 4351015	SARAH BAARTMAN	24
100.0	IKHWEZI LOMSO EDUCARE CENTRE - 4252016	ALFRED NZO WEST	4
100.0	INSIGHT LEARNING CENTRE - 4342099	NELSON MANDELA	2
100.0	JIM MVABAZA SENIOR SECONDARY SCHOOL - 4311034	AMATHOLE WEST	5
100.0	KABEGA CHRISTELIKE SKOOL - 4342097	NELSON MANDELA	13
100.0	KHANYISA SCHOOL FOR THE BLIND - 4343038	NELSON MANDELA	3
100.0	KING EDWARD HIGH SCHOOL - 4251019	ALFRED NZO WEST	38
100.0	KINGS COMMERCIAL COLLEGE - 4292036	O R TAMBO INLAND	46
100.0	KINGSRIDGE HIGH SCHOOL - 4321048	BUFFALO CITY	87
100.0	LANGALETHU SENIOR SECONDARY SCHOOL - 4261024	CHRIS HANI EAST	4
100.0	LILYFONTEIN SCHOOL - 4321052	BUFFALO CITY	27
100.0	MARLOW AGRICULTURAL HIGH SCHOOL - 4331037	CHRIS HANI WEST	35
100.0	MAZIBUKO SENIOR SECONDARY SCHOOL - 4261030	CHRIS HANI EAST	13
100.0	MBULELO BENEKANE H S S S - 4311058	AMATHOLE WEST	43
100.0	MOUNT FRERE COMMUNITY - 4252041	ALFRED NZO WEST	16
100.0	MZAMOWETHU PUBLIC SCHOOL - 4321062	BUFFALO CITY	33
100.0	NASRUDDIN ISLAMIC HIGH SCHOOL - 4342057	NELSON MANDELA	29
100.0	NTAFUFU SENIOR SECONDARY SCHOOL - 4281037	O R TAMBO COASTAL	64
100.0	QUEENSTOWN GIRLS HIGH SCHOOL - 4331067	CHRIS HANI WEST	101
100.0	RIEBEEK COLLEGE GIRLS HIGH SCHOOL - 4341070	NELSON MANDELA	90
100.0	SIZAMILE SENIOR SECONDARY SCHOOL - 4331074	CHRIS HANI WEST	5
100.0	STERKSPRUIT CHRISTIAN SCHOOL - 4272043	JOE GQABI	27
100.0	THE HILL COLLEGE - 4342083	NELSON MANDELA	29
100.0	ULWAZI HIGH SCHOOL - 4321104	BUFFALO CITY	62
100.0	VICTORIA GIRLS HIGH SCHOOL - 4351052	SARAH BAARTMAN	81
100.0	VICTORIA MXENGE HIGH SCHOOL - 4311104	AMATHOLE WEST	14
100.0	ZANOBUZWE HIGH SCHOOL - 4311108	AMATHOLE WEST	4
100.0	ZANOKHANYO BAPTIST COMPREHENSIVE SCH - 4252069	ALFRED NZO WEST	13
99.6	PEARSON HIGH SCHOOL - 4341066	NELSON MANDELA	223
99.1	ALEXANDER ROAD HIGH SCHOOL - 4341002	NELSON MANDELA	213
99.0	QUEEN'S COLLEGE BOYS' HIGH SCHOOL - 4331066	CHRIS HANI WEST	96
98.8	HOERSKOOL DE VOS MALAN - 4321037	BUFFALO CITY	84
98.8	GREY BOYS HIGH - 4341026	NELSON MANDELA	163
98.8	ETHEMBENI ENRICHMENT CENTRE - 4341023	NELSON MANDELA	80
98.7	HOERSKOOL NICO MALAN - 4351016	SARAH BAARTMAN	154

## WORST 50 PERFORMING SCHOOLS

% ACHIEVED	Centre	District	Wrote '2018
3.8	NEWTON HIGH SCHOOL - 4311070	AMATHOLE WEST	52
7.7	RESHWA SENIOR SECONDARY SCHOOL - 4311081	AMATHOLE WEST	13
9.1	AMABHELE HIGH SCHOOL - 4311004	AMATHOLE WEST	11
9.5	LINGELETHU HIGH SCHOOL - 4311047	AMATHOLE WEST	21
10.0	BHONGOLETHU SENIOR SECONDARY SCHOOL - 4301007	AMATHOLE EAST	10
10.5	ZWELIYANDILA HIGH SCHOOL - 4321120	BUFFALO CITY	38
11.5	MOTHIBISI PUBLIC SCHOOL - 4251039	ALFRED NZO WEST	26
12.5	KEI ROAD COMBINED SCHOOL - 4311041	AMATHOLE WEST	24
13.3	JONGUHLANGA SENIOR SECONDARY SCHOOL - 4321046	BUFFALO CITY	15
13.5	SMUTS NDAMASE S S S - 4281050	O R TAMBO COASTAL	37
14.3	SOSEBENZA SENIOR SECONDARY SCHOOL - 4331075	CHRIS HANI WEST	28
14.7	SIYAZAMA SENIOR SECONDARY SCHOOL - 4321094	BUFFALO CITY	34
15.8	GEBUZA SECONDARY SCHOOL - 4281069	O R TAMBO COASTAL	57
16.0	EYABANTU SENIOR SECONDARY SCHOOL - 4311016	AMATHOLE WEST	25
17.6	DUMALISILE SECONDARY SCHOOL - 4321019	BUFFALO CITY	17
17.6	MOSES MADIBA SENIOR SECONDARY SCHOOL - 4351029	SARAH BAARTMAN	34
18.5	KHANYA HIGH SCHOOL - 4331027	CHRIS HANI WEST	27
20.0	COOKHOUSE SENIOR SECONDARY SCHOOL - 4351006	SARAH BAARTMAN	20
20.0	IKHWEZI LOKUSA SENIOR SECONDARY - 4331019	CHRIS HANI WEST	10
20.8	PHUMELELE COMMERCIAL & TECHNICAL SCH - 4251055	ALFRED NZO WEST	24
21.7	SIFONONDILE SENIOR SECONDARY SCHOOL - 4261047	CHRIS HANI EAST	23
22.2	KLIPLAAT SENIOR SECONDARY SCHOOL - 4351025	SARAH BAARTMAN	9
22.2	NOMPUCUKO COMBINED SCHOOL - 4351032	SARAH BAARTMAN	18
22.2	SIJONGEPHAMBILI - 4331072	CHRIS HANI WEST	9
22.2	STUTTEREIM MATHS & SCIENCE ACADEMY - 4312001	AMATHOLE WEST	18
22.9	IQONCE HIGH SCHOOL - 4321042	BUFFALO CITY	35
23.3	HEALDTOWN HIGH SCHOOL - 4311026	AMATHOLE WEST	30
23.5	MTHWAKU SENIOR SECONDARY SCHOOL - 4311062	AMATHOLE WEST	34
23.5	NONCEBA SENIOR SECONDARY SCHOOL - 4321068	BUFFALO CITY	17
23.5	RALEBITSO SENIOR SECONDARY SCHOOL - 4251056	ALFRED NZO WEST	17
24.3	MTWENI SENIOR SECONDARY SCHOOL - 4281031	O R TAMBO COASTAL	152
25.0	CHIEF HENRY BOKLENI SENIOR SECONDARY - 4281005	O R TAMBO COASTAL	260
25.0	GCINIBUZWE COMBINED SCHOOL - 4351007	SARAH BAARTMAN	4
25.0	GEJU HIGH SCHOOL - 4311019	AMATHOLE WEST	16
25.0	LINDANI SENIOR SECONDARY SCHOOL - 4311045	AMATHOLE WEST	24
25.0	NATHANIEL NYALUZA SECONDARY SCHOOL - 4351030	SARAH BAARTMAN	56
25.0	TAMSANQA HIGH SCHOOL - 4311096	AMATHOLE WEST	8
25.6	XOLILIZWE SENIOR SECONDARY SCHOOL - 4301082	AMATHOLE EAST	90
25.6	NGQWALA SENIOR SECONDARY SCHOOL - 4291104	O R TAMBO INLAND	43
25.9	JENCA SENIOR SECONDARY SCHOOL - 4291101	O R TAMBO INLAND	54
25.9	ZWELIBANGILE SENIOR SECONDARY SCHOOL - 4291098	O R TAMBO INLAND	54
26.5	IMIDUSHANE SENIOR SECONDARY SCHOOL - 4311027	AMATHOLE WEST	34
27.3	ISIVIVANE SENIOR SECONDARY - 4331023	CHRIS HANI WEST	11
27.3	LUXOLO HIGH SCHOOL - 4311050	AMATHOLE WEST	11
27.3	NGUBESIZWE SENIOR SECONDARY SCHOOL - 4301060	AMATHOLE EAST	11
27.3	ULANA SENIOR SECONDARY SCHOOL - 4311103	AMATHOLE WEST	33
27.8	KAULELA SENIOR SECONDARY SCHOOL - 4311040	AMATHOLE WEST	18
28.0	MZWINI SENIOR SECONDARY SCHOOL - 4321065	BUFFALO CITY	25
28.6	DALUKHANYO SENIOR SECONDARY SCHOOL - 4291012	O R TAMBO INLAND	28
29.3	SIYAKHULA PUBLIC SCHOOL - 4311089	AMATHOLE WEST	41

## CENTERS OBTAIN <40 % RATE FOR 3 CONSECUTIVE YEARS

Sum of % ACHIEVED		Year		
District	Centre	'2016	'2017	'2018
ALFRED NZO EAST	NGALONKULU SENIOR SECONDARY SCHOOL - 4241022	24.1	32.4	36.8
AMATHOLE EAST	KWANTOZONKE SENIOR SECONDARY SCHOOL - 4301039	39.5	32.8	37.0
AMATHOLE EAST	LM MALGAS SENIOR SECONDARY SCHOOL - 4301041	13.7	33.3	39.4
AMATHOLE EAST	XOLILIZWE SENIOR SECONDARY SCHOOL - 4301082	26.4	14.5	25.6
AMATHOLE WEST	HEALDTOWN HIGH SCHOOL - 4311026	23.1	24.1	23.3
AMATHOLE WEST	KAMA HIGH SCHOOL - 4311038	25.8	38.4	38.6
AMATHOLE WEST	KANANA SENIOR SECONDARY SCHOOL - 4311039	22.6	36.4	34.8
AMATHOLE WEST	KAULELA SENIOR SECONDARY SCHOOL - 4311040	38.9	31.6	27.8
AMATHOLE WEST	KEI ROAD COMBINED SCHOOL - 4311041	8.8	10.5	12.5
AMATHOLE WEST	MZUXOLILE HIGH SCHOOL - 4311066	34.9	12.5	33.3
AMATHOLE WEST	RESHWA SENIOR SECONDARY SCHOOL - 4311081	25.0	12.5	7.7
AMATHOLE WEST	ZWELAMANDLOVU S S S - 4311112	36.4	21.1	38.1
BUFFALO CITY	DUMALISILE SECONDARY SCHOOL - 4321019	27.8	17.4	17.6
BUFFALO CITY	HOHO SENIOR SECONDARY SCHOOL - 4321038	39.0	35.5	37.5
BUFFALO CITY	ST THOMAS FOR THE DEAF - 4323126	14.3	37.5	33.3
BUFFALO CITY	ZWELIYANDILA HIGH SCHOOL - 4321120	12.8	5.6	10.5
CHRIS HANI EAST	DOLOPHINI SENIOR SECONDARY SCHOOL - 4261011	31.9	30.9	37.3
CHRIS HANI WEST	IKHWEZI LOKUSA SENIOR SECONDARY - 4331019	19.0	8.3	20.0
CHRIS HANI WEST	NONKQUBELA SENIOR SECONDARY SCHOOL - 4331055	13.5	12.5	33.3
NELSON MANDELA	TAMSANQA SECONDARY SCHOOL - 4341081	15.9	4.3	36.4
O R TAMBO COASTAL	NGQELENI SENIOR SECONDARY SCHOOL - 4281034	23.8	39.4	35.2
O R TAMBO COASTAL	SMUTS NDAMASE S S S - 4281050	10.7	9.8	13.5
O R TAMBO INLAND	MILTON DALASILE S S S - 4291049	37.3	37.5	37.0
SARAH BAARTMAN	MOSES MADIBA SENIOR SECONDARY SCHOOL - 4351029	28.3	33.3	17.6

## NUMBER OF CENTRES per CATEGORY

Count of Centre No	Range<10_100	Year		
		'2016	'2017	'2018
<b>ALFRED NZO EAST</b>	10<20		2	
	20<30	3	1	
	30<40	3	6	2
	40<50	11	2	4
	50<60	5	5	6
	60<70	5	7	3
	70<80	1	5	8
	80<90	4	5	6
	90<100	1	2	7
<b>ALFRED NZO WEST</b>	<10	2		
	10<20	2	1	1
	20<30	5	3	2
	30<40	5	3	3
	40<50	8	7	5
	50<60	12	11	6
	60<70	13	10	14
	70<80	15	20	15
	80<90	7	12	16
	90<100	2	5	9
	'100	1	2	4
<b>AMATHOLE EAST</b>	<10		1	
	10<20	3	2	1
	20<30	5	5	2
	30<40	13	8	5
	40<50	18	9	7
	50<60	18	16	13
	60<70	9	17	18
	70<80	15	8	20
	80<90	3	14	16
	90<100	2	5	6
	'100		1	1
<b>AMATHOLE WEST</b>	<10	1		4
	10<20	2	3	2
	20<30	14	14	12
	30<40	17	9	9
	40<50	16	13	14
	50<60	16	18	21
	60<70	12	19	17
	70<80	11	7	10
	80<90	4	10	3
	90<100	7	4	3
	'100	1	3	7

Count of Centre No	Range<10_100	Year		
		'2016	'2017	'2018
<b>District</b>				
<b>BUFFALO CITY</b>	<10		1	
	10<20	6	2	4
	20<30	6	11	3
	30<40	9	12	13
	40<50	20	15	11
	50<60	13	12	9
	60<70	15	17	25
	70<80	17	20	19
	80<90	15	12	16
	90<100	10	12	17
	'100	7	7	5
<b>CHRIS HANI EAST</b>	<10	1		
	10<20	2	1	
	20<30	9	1	1
	30<40	10	7	1
	40<50	8	9	6
	50<60	7	12	8
	60<70	5	11	17
	70<80	7	5	11
	80<90	5	6	8
	90<100	1	2	2
	'100		1	2
<b>CHRIS HANI WEST</b>	<10	2	3	
	10<20	3	2	2
	20<30	10	7	3
	30<40	4	6	9
	40<50	9	9	10
	50<60	16	9	10
	60<70	10	18	15
	70<80	11	10	8
	80<90	10	8	15
	90<100	4	9	10
	'100	6	5	4
<b>JOE GQABI</b>	10<20	1	2	
	20<30	4	4	
	30<40	5	1	2
	40<50	2	3	6
	50<60	11	6	11
	60<70	8	13	4
	70<80	5	8	11
	80<90	3	6	6
	90<100	4	3	7
	'100	6	3	2



Count of Centre No	Range<10_100	Year		
		'2016	'2017	'2018
<b>NELSON MANDELA</b>	<10	1	1	
	10<20	2	1	
	20<30	6	3	
	30<40	12	7	7
	40<50	7	7	10
	50<60	17	14	9
	60<70	6	12	15
	70<80	10	16	19
	80<90	14	14	17
	90<100	13	14	15
	'100	11	5	10
<b>O R TAMBO COASTAL</b>	<10	1	1	
	10<20	7	1	2
	20<30	8	3	2
	30<40	8	9	3
	40<50	10	6	2
	50<60	15	9	12
	60<70	5	10	11
	70<80	8	11	16
	80<90	1	9	14
	90<100	1	6	6
	'100			2
<b>O R TAMBO INLAND</b>	10<20	3	2	
	20<30	8	1	4
	30<40	9	5	3
	40<50	8	11	10
	50<60	14	13	12
	60<70	19	16	20
	70<80	11	16	21
	80<90	15	21	17
	90<100	9	10	10
	'100	1	2	2
<b>SARAH BAARTMAN</b>	<10		1	
	10<20	1	1	1
	20<30	3	3	6
	30<40	2	6	5
	40<50	4	3	4
	50<60	7	6	5
	60<70	3	6	1
	70<80	9	3	6
	80<90	6	7	10
	90<100	6	8	8
	'100	8	5	4